



December 23, 2009

WASHINGTON REDSKINS NEWS RELEASE

Redskins Park • 21300 Redskin Park Drive • Ashburn, VA 20147 • 703-726-7000 • www.redskins.com

WASHINGTON REDSKINS (4-10) vs. DALLAS COWBOYS (9-5)

DATE: Sunday, Dec. 27, 2009

TIME: 8:20 p.m. ET **SITE:** FedExField
SURFACE: Grass **CAPACITY:** 91,704

TELEVISION: NBC-TV

Play-by-play: Al Michaels

Color: Cris Collinsworth

Sidelines: Andrea Kremer



REDSKINS RADIO NETWORK: The Redskins Radio Broadcast Network can be heard in the Washington, D.C., area on ESPN Radio WTEM-AM 980 AM, WWXX 94.3 FM, and WWXT 92.7 FM.

Play-by-play: Larry Michael

Color: Sam Huff and Sonny Jurgensen

Sideline: Doc Walker

REDSKINS SPANISH RADIO: ESPN Deportes 730

Play-by-play: Jorge Andres

Color: Mario Alfaro

Sideline: Cristina Cruz

WESTWOOD ONE RADIO:

Play-by-play: Dave Sims

Color: James Lofton

Sidelines: Kevin Kiley

MEDIA AVAILABILITY

Wednesday, December 23 (all times Eastern)

11:45 a.m. Redskins Player Conference Call

12:10 p.m. Jim Zorn Conference Call

Noon-12:45 p.m. Open Locker Room

1 p.m. Wade Phillips Conference Call

1:45 p.m. Tony Romo Conference Call

1:30 - 3:15 p.m. Practice

Jim Zorn will be available after practice.

Players will be available on a limited basis coming off the practice field.

Thursday, December 24

11:30 a.m.-1:00 p.m. Practice

Jim Zorn will be available after practice.

Open Locker Room after practice.

Friday, December 25

12 p.m.-1:30 p.m. Practice

Jim Zorn will be available after practice.

Open Locker Room after practice.

REDSKINS HOST ARCH-RIVAL COWBOYS TO CLOSE OUT HOME SLATE

The Washington Redskins will close out their NFC East and 2009 home slate this Sunday night when they play host to the Dallas Cowboys in the 100th meeting between the arch-rivals. Kickoff from FedExField is set for 8:20 p.m. ET.

The game will be broadcast to a national audience by NBC-TV, with Al Michaels calling the play-by-play, Cris Collinsworth providing the color analysis, and Andrea Kremer reporting from the sidelines.

The contest can be heard on the Redskins Radio Network with Larry Michael on the call, Pro Football Hall of Famers and Redskins legends Sam Huff and Sonny Jurgensen serving as the color analysts, and Doc Walker on the sideline.

Jorge Andres and Mario Alfaro will call the game in Spanish on ESPN Deportes 730, with Cristina Cruz reporting from the sideline. Westwood One Radio will carry the game to a national audience with Dave Sims calling the play-by-play, James Lofton providing the color analysis and Kevin Kiley reporting from the sidelines.

After a month of inspired play that saw drastic offensive improvement despite a myriad of injuries that depleted their roster, the Redskins slipped last Monday night in a loss to the New York Giants. Washington will have to regroup quickly in this short, holiday week.

The Redskins defense, which last week allowed its most points in more than two years, must return to the form that has made it the ninth-ranked unit in the league as the high-powered, third-rated Dallas offense invades FedExField.

The Washington defense is led by pass-rushers extraordinaire Andre Carter and Brian Orakpo, who are tied for sixth in the NFL

with 11 sacks apiece. Combined, they have more sacks than any other tandem in the league. Orakpo, the team's first-round draft pick (No. 13 overall), who splits time at strongside linebacker and defensive end, continues to make a push for Defensive Rookie of the Year honors as he leads all first-year players in sacks.

Carter is enjoying the finest season of his nine-year career, not only getting after the quarterback, but leading all NFL defensive linemen in tackles.

Both have benefitted from the interior presence of Albert Haynesworth, who has chipped in four sacks, and been a major reason why the Redskins have registered 38 sacks already, compared to 24 a year ago.

Middle linebacker London Fletcher has continued his remarkable string of consistency and ranks second in the league in tackles. He has topped the 100-tackle mark for the 11th consecutive season, the longest such streak in the NFL.

The Washington offense, under the steady hand of quarterback Jason Campbell, racked up 30 points in the two contests prior to last week's loss.

The unit has been bolstered by the emergence of second-year tight end Fred Davis, who has taken over for Pro Bowler Chris Cooley after he was lost for the season in Week 7. Since that time, over an eight-game span, Davis has registered 33 catches for 389 yards (11.8 avg.) and six touchdowns. Five of those scores have come in the last four games, including at least one in each contest. Despite starting for less than half a season, Davis' six touchdowns tie him for fourth among all NFL tight ends.

REDSKINS PUBLIC RELATIONS

Zack Bolno
Executive Director of Communications
BolnoZ@Redskins.com
703-726-7065

Michael Pehanich
Director of Communications
PehanichM@Redskins.com
703-726-7077

Matt Taylor
Communications Assistant
TaylorM@Redskins.com
703-726-7368

WASHINGTON REDSKINS

WASHINGTON REDSKINS HEAD COACH JIM ZORN



Jim Zorn is in his second season with the Washington Redskins after being named the franchise's 27th head coach on February 10, 2008. His overall record currently stands at 12-18.

The 2008 campaign marked Zorn's first season as a head coach in the National Football League, and he guided the Redskins to an 8-8 record in the competitive NFC East. Under Zorn, the Redskins recorded a pair of wins over the Philadelphia Eagles, who advanced to the NFC Championship Game, and an impressive victory over the eventual NFC Champion Arizona Cardinals.

Well-regarded around the NFL for his offensive acumen, Zorn was originally hired as the Redskins' offensive coordinator on Jan. 26, 2008. He impressed Redskins Owner Daniel M. Snyder and Executive Vice President of Football Operations Vinny Cerrato so much that, two weeks later, they decided to offer him the head coaching job.

Zorn made an instant impact in 2008 as the Redskins raced out to a 6-2 start, including consecutive road wins at Dallas and Philadelphia. Zorn complemented the Redskins' bruising running attack with his version of the West Coast Offense, a combination that helped the Redskins finish eighth in the NFL in rushing yards per game (130.9).

Under Zorn's guidance, defensive coordinator Greg Blache oversaw a Redskins defensive unit that finished second in the NFC and fourth in the NFL in overall defense, limiting opponents to 288.8 yards per game. Washington also allowed the sixth fewest points per game (18.5) in the league in 2008.

Zorn's new offense paid immediate dividends as four starters earned Pro Bowl honors. Running back Clinton Portis, who earned his second Pro Bowl selection and his first in five seasons with the Redskins, finished fourth in the NFL in rushing yards (1,487). Tight end Chris Cooley earned his second consecutive Pro Bowl appearance and led the team with a career-high 83 receptions for 849 yards. Tackle Chris Samuels earned his sixth Pro Bowl appearance - marking the third-most in franchise history - while fullback Mike Sellers earned his first Pro Bowl selection in his eighth NFL season.

Zorn, an NFL quarterback from 1976-87 and an NFL assistant coach for 11 years, has an approach that he describes as "constant and consistent" in terms of how he manages coaches and players. His Redskins team reflects his philosophy of playing smart, steady, and mistake-free football.

That was demonstrated early as the Redskins became the first team in NFL history to not record an offensive turnover in its first five games. Quarterback Jason Campbell was perhaps the greatest beneficiary of Zorn's expertise with the quarterback position. Zorn played an instrumental role in the fifth-year quarterback's maturation into an efficient starting quarterback in the NFL.

In his second season as starter, Campbell established career highs in completions (315), passing attempts (506), passing yards (3,245), touchdown passes (13) and passer rating (84.3). Additionally, Campbell showed rapid improvement under Zorn in protecting the football as he finished first in the NFL in interception percentage (1.2), throwing just six interceptions in 506 passing attempts. During Zorn's first offseason, he introduced unique quarterback drills that had a direct impact on Campbell's productivity. Campbell established a club record by throwing 271 consecutive passes without an interception, the fifth-longest streak in NFL history.

Zorn joined the Redskins from the Seattle Seahawks where he spent seven seasons (2001-07) as quarterbacks coach.

During his time in Seattle, Zorn worked with Seahawks Head Coach Mike Holmgren and Offensive Coordinator Gil Haskell in implementing the team's offense while also furthering the development of the team's quarterbacks.


Zorn tutored QB Matt Hasselbeck who set a franchise record with 3,841 passing yards in 2003. Hasselbeck has become the franchise's most-efficient passer (85.1 rating)

while joining Zorn as the only Seahawks quarterback to pass for 3,000-plus yards in three consecutive seasons.

In 2007 under Zorn, Hasselbeck set Seattle single-season marks for attempts (562), completions (352) and yards (3,966). He also threw for a career-high 28 touchdowns en route to his third Pro Bowl selection.

In 2006, Hasselbeck started just 12 games after suffering a knee injury in the middle of the season and finished the year with a fractured finger on his left hand. In the interim, Zorn helped with the development of Seneca Wallace, who completed 58 percent of his passes, tossed eight touchdowns, and posted a 76.2 passer rating and a 2-2 record in the most extensive playing time of his four-year career.

In 2005, Zorn guided Hasselbeck to his second Pro Bowl appearance as he became the NFC's top-rated passer (4th NFL) with a 98.2 rating en route to Super Bowl XL. Hasselbeck directed the NFL's second-ranked offense to a



WASHINGTON REDSKINS

franchise-record 11 consecutive wins. In his four December games, he posted the fourth-best passer rating in NFL history (135.5), including 10 touchdowns and just one interception, while completing 76 percent of his passes.

Zorn's 2002 campaign had Trent Dilfer open the season as the starter and concluded with Hasselbeck under center. Seattle's passing attack ranked third in the NFL, averaging 254.9 yards a game. Hasselbeck finished the season ranked first in the NFC with a 63.7 completion percentage and second in the NFC with a 87.8 passer rating. Hasselbeck passed for more than 300 yards four times, including a franchise-record 449 in the season finale at San Diego. Hasselbeck joined Zorn as the only Seahawks quarterbacks to pass for at least 300 yards in back-to-back games. Zorn accomplished the feat in 1979 and 1981.

Zorn's 2001 quarterback crop included starter Hasselbeck, Super Bowl XXXV quarterback Dilfer and 2000 part-time starter Brock Huard. Zorn groomed Hasselbeck and helped the first-year starter to become the AFC's fifth-rated passer on third down with a rating of 80.6.

Zorn joined the Seahawks as quarterbacks coach after serving in the same capacity with the Detroit Lions (1998-00). He was instrumental in the development of rookie quarterback Charlie Batch in 1998. Batch's 88.3 passer rating that season ranks as the fourth-highest rookie mark in NFL history. Zorn broke into the NFL coaching ranks as an offensive assistant for the Seahawks in 1997.

Zorn spent eight seasons in the collegiate ranks before his pro debut. He spent two seasons (1995-96) as quarterbacks coach at the University of Minnesota and three seasons (1992-94) as the offensive coordinator at Utah State. His first collegiate coaching job was as an offensive assistant/quarterbacks and wide receivers coach at Boise State from 1989-91.

His professional playing career began in the Seahawks' inaugural 1976 season, where he started all 14 games at quarterback. He went on to play nine seasons for the Seahawks. After departing Seattle, he finished his playing career with the Green Bay Packers (1985), the Canadian Football League's Winnipeg Blue Bombers (1986) and the Tampa Bay Buccaneers (1987).

Zorn is one of only eight players inducted to the Seahawks' Ring of Honor. He was named NFC Offensive Rookie of the Year (1976) and ranks third in the Seahawks' record book behind Dave Krieg and Hasselbeck in yards (20,122), completions (1,593), attempts (2,992), and touchdowns (107). His three consecutive 3,000-yard seasons were tops in team history, since broken by Hasselbeck in 2005, and he was the first Seattle quarterback to record back-to-back 300-plus yard passing games - a feat he accomplished twice. Zorn was recently inducted into the State of Washington Sports Hall of Fame during a pregame ceremony prior to the Redskins' game at Seattle on November 23, 2008.

Zorn, 56, and his wife, Joy, have four children: daughters Rachael, Sarah, and Danielle, and son Isaac. Rachael is married to Neal Mitchell, and the two are proud parents of daughter Hollis Joy.

Jim and Joy Zorn are active in Medical Teams International and Pro Athletes Outreach. Medical Teams International is dedicated to implementing and supporting

programs that address the causes and effects of inadequate health care worldwide. Their teams of medical, dental and other health professionals volunteer to serve in field stations, hospitals and clinics worldwide.

During the 2009 offseason, the Zorns were joined by the Holmgren family while hosting a fundraising event for Medical Teams International at FedExField.

Pro Athletes Outreach is a Christian conference ministry, which is led by former NFL offensive tackle Norm Evans and his wife, Bobbie. PAO trains professional athletes/coaches and their wives to become leaders in their home, community and in all areas of their lives.

Zorn's Coaching Career

1988-91	Boise State	Offensive Assistant/ Quarterbacks
1992-94	Utah State	Offensive Coordinator
1995-96	Minnesota	Quarterbacks
1997	Seattle Seahawks	Offensive Assistant
1998-00	Detroit Lions	Quarterbacks
2001-07	Seattle Seahawks	Quarterbacks
2008-	Washington Redskins	Head Coach



COACHING STAFF

JIM ZORN - Head Coach

GREG BLACHE - Defensive Coordinator

SHERMAN SMITH - Offensive Coordinator

DANNY SMITH - Special Teams Coordinator

HARRISON BERNSTEIN - Strength & Conditioning

JOE BUGEL - Offensive Line

BOBBY CRUMPLER - Strength & Conditioning

CHIP GARBER - Defensive Quality Control

JERRY GRAY - Secondary

JOHN HASTINGS - Head Strength & Conditioning

STAN HIXON - Wide Receivers

STEVE JACKSON - Safeties

BILL KHAYAT - Offensive Quality Control

SHERMAN LEWIS - Offensive Consultant

CHRIS MEIDT - Offensive Assistant

STUMP MITCHELL - Assistant Head Coach/
Running Backs

KIRK OLIVADOTTI - Linebackers

JOHN PALERMO - Defensive Line

SCOTT WACHENHEIM - Tight Ends

WASHINGTON REDSKINS



BLACHE'S MOSH

Redskins Defensive Coordinator Greg Blache is in his second season leading the unit after four seasons directing the defensive line.

In Blache's 30 games at the helm, the Redskins have surrendered just 19.7 points per game, which is the eighth-best mark in the league over that span.

Under Blache's leadership, the Redskins finished fourth in overall defense in 2008, the fourth time in his five seasons with Washington the unit finished in the top 10 in the NFL (third in 2004, ninth in 2005 and eighth in 2007).

Blache's 2008 squad was forced to overcome a myriad of injuries to starters on the defensive line and secondary, yet still finished among the top 10 in overall (fourth), rush (eighth) and pass (seventh) defense. It allowed the sixth-fewest points in the league per game (18.5).

The Redskins have established a decade-long tradition of boasting one of the NFL's stingiest defenses, which has continued in the six years Blache has been part of the coaching staff and two seasons he has served as defensive coordinator.

Washington is one of five franchises (Baltimore, New England, Pittsburgh and Tampa Bay) to finish in the top five in overall defense in four of the last five years. It is also one of four teams (Baltimore, Pittsburgh and Tampa Bay) to rank in the top 10 overall seven times since 2000.

The Redskins are currently 9th in the NFL in yards allowed per game.



game last season and only three opposing players totaled more than 100 yards rushing in a single game.

Additionally, Blache's secondary proved to be the strength of the defense despite the fact that his defensive backfield had 10 different starting lineups in 16 games in 2008. The Redskins defense limited opponents to just 193.4 passing yards per game and helped force the highest percentage of three-and-outs in the NFL.

Blache's leadership was also instrumental in developing unheralded seventh-round pick Chris Horton into a starting safety and member of Pro Football Weekly's All-Rookie Team, and seamlessly integrating cornerback DeAngelo Hall into the defense.

Perhaps the most impressive streak for the defense came in the middle of the season when, over a five game span, it held all five opponents to less than 275 yards of total offense, the first time the Redskins had accomplished a streak of that length since 1989.

In 2007, Blache was an integral part of helping the Redskins defense improve to eighth overall after being the 31st-ranked unit in 2006.

Blache's defensive line played a pivotal role as Washington finished fourth in the NFL in rush yardage allowed (91.3 avg.) in 2007 - a significant improvement from 2006 in which they finished 27th in the NFL (137.3 avg.) in the same category. Washington improved 23 spots in rushing defense in 2007, trailing only Tennessee, which moved up 25 places (30th overall to fifth overall).

In 2005, Blache's defensive line helped the Redskins finish ninth overall in total defense for the second consecutive year. In his first season with the Redskins in 2004, Blache made an immediate impact as Washington's defensive unit finished third overall and second in rush yardage allowed (81.5 avg.).

Prior to joining the Redskins, Blache spent five seasons with the Chicago Bears as defensive coordinator. In 2003, his defense finished the season fifth in the NFC in total defense, and 14th in the NFL, the team's highest league ranking since 1998. During his tenure, Blache's defenses forced 138 turnovers, including 37 in 2001, the most by a Bears defense since 1990, and accounted for 13 touchdowns (two in 1999, four in 2000, five in 2001, one in 2002, and one in 2003).

REDSKINS DEFENSE RANKINGS THIS DECADE

Year	Total	Rush	Pass
2009	9	23	5
2008	4	8	7
2007	8	4	16
2006	31	27	23
2005	9	13	10
2004	3	2	7
2003	25	24	14
2002	5	12	5
2001	10	20	6
2000	4	22	2

CUMULATIVE	Total	Rush	Pass
Since 2000	4	12	2
Since 2004	3	8	7
Since 2008	3	13	3

Prior to a 31-17 in Week 9 at Atlanta, the Redskins had not allowed more than 27 points in a game since November 18, 2007, when Washington lost to Dallas, 28-23. That streak of 29 consecutive contests was the longest in the National Football League at the time.

The loss also ended a 30-game streak in which Washington had surrendered fewer than 30 points, dating back to November 11, 2007, the longest such streak in the league.

Prior to a Week 13 loss against New Orleans and Drew Brees, the Redskins defense had not allowed an opposing quarterback, with at least 20 attempts to register a passer rating of 100.0 or above in a league-high 33 straight contests. The next longest streak of 14 belonged to Buffalo.

A veteran of 22 NFL seasons, Blache focuses on the importance of playing strong fundamental football, demonstrated by his unit's physical play in run defense. Washington limited opponents to just 95.4 rushing yards per

WASHINGTON REDSKINS



NOTES FROM LAST WEEK

- Fred Davis' 11-yard touchdown reception from Jason Campbell was his fifth in the last four games and his third in the past two. Davis has a touchdown catch in the past four contests. He is the first Redskin to have a touchdown in four consecutive games in the same season since Chris Cooley in 2007.

- Since taking over for injured Pro Bowl tight end Chris Cooley on Oct. 26, against Philadelphia, Davis has registered 33 catches for 389 yards (11.8 avg.) and six touchdowns over an eight-game span. In his previous 17 professional games, Davis had totaled 10 catches for 72 yards and zero touchdowns.

- Campbell extended his career single-season high in touchdown passes to 18.

- Campbell's eight touchdown passes over the past four weeks are the most over a four-game stretch in his career.

- Rock Cartwright's 51-yard reception from Campbell in the third quarter was the longest of his career.

- London Fletcher played in his 190th straight contest, tied for the second-most in the NFL (excluding specialists) with Tampa Bay's Ronde Barber and Indianapolis' Peyton Manning. The trio trails only Minnesota's Brett Favre, who has played in 285 consecutive games.

- With his start against the Broncos, Fletcher has now opened 149 straight contests. It is the fourth-longest streak among active players, behind Favre (283), Manning (190) and Barber (164).

- Redskins guard Derrick Dockery played in his 110th consecutive game and started his 107th in a row, both the third-longest streaks among NFL guards.

- Redskins tackle William Robinson made his NFL debut.

- The Redskins defense has recorded 38 sacks on the season, 14 more than it had all of last year.

- The Giants' touchdown on the game's opening drive chewed up 9:13 of the clock, the longest allowed by the Redskins all season.

- The 45 points allowed by the Redskins were the most they have surrendered since giving up 52 to New England on Oct. 28, 2007.

- The 33-point loss was the Redskins' largest margin of defeat since they suffered a 52-7 loss to New England on Oct. 28, 2007.



LEAGUE LEADERS

The Redskins Defense:

- Ranks 4th in the NFC and 9th in the NFL in overall defense.
- Ranks 2nd in the NFC and 5th in the NFL in pass defense.
- Ranks 3rd in the NFC and 8th in the NFL in yards allowed per play.
- Ranks 1st in the NFC and 4th in the NFL in first downs allowed.
- Leads the NFL in red zone efficiency, allowing opponents only 12 touchdowns in 35 trips (34.3%).
- Leads the NFL in fourth-down efficiency.
- Ranks 4th in the NFC and 10th in the NFL in yards per opponents first down plays.
- Ranks 2nd in the NFC and 3rd in the NFL in sacks per opponents pass play.

The Redskins Special Teams:

- Ranks 2nd in the NFC and 2nd in the NFL in kick-off return average allowed.
- Ranks 3rd in the NFC and 11th in the NFL in punt return average allowed.

Quarterback Jason Campbell:

- Ranks 7th in the NFC and 15th in the NFL in passing yards.
- Ranks 7th in the NFC and 14th in the NFL in completions.
- Ranks 4th in the NFC and 8th in the NFL in completion percentage.
- Ranks 8th in the NFC and 14th in the NFL in fourth-quarter passer rating.

Defensive End Andre Carter:

- Ranks 4th in the NFC and 6th in the NFL in sacks.
- Ranks first among all defensive linemen in tackles (according to NFL GSIS).
- Ranks 9th in the NFC and 14th in the NFL in forced fumbles.

Linebacker/Defensive End Brian Orakpo:

- Leads all NFL rookies in sacks.
- Ranks 4th in the NFC and 6th in the NFL in sacks.

Linebacker London Fletcher:

- Ranks 2nd in the NFC and NFL in tackles (according to NFL GSIS).

Cornerback DeAngelo Hall:

- Ranks 11th in the NFC and 17th in the NFL in interceptions.
- Ranks 7th in the NFC and 10th in the NFL in interception return yardage.

WASHINGTON REDSKINS



LONDON CALLING

Redskins linebacker London Fletcher earned the nickname "Bam Bam" as a child because of his fondness for the Flintstones cartoon and his propensity to ransack his home. In like manner, Fletcher has terrorized opponents for the last 12 seasons as one of the NFL's most consistent and productive defensive players. Fletcher has continued that level of play in 2009 as he is third in the National Football League in tackles, while also adding two sacks, an interception and a forced fumble.

Fletcher has now opened 149 straight league contests, a figure which ranks fourth among players currently on an NFL roster.

NFL'S IRONMEN

MOST CONSECUTIVE STARTS AMONG ACTIVE PLAYERS

Player	Team	Straight Starts
Brett Favre	Minnesota	283
Peyton Manning	Indianapolis	190
Ronde Barber	Tampa Bay	165
London Fletcher	Washington	149
Jeff Backus	Detroit	142
Deon Grant	Seattle	142

Furthermore, Fletcher has not missed a game since entering the league as a college free agent with St. Louis in 1998. His 190 consecutive games played is tied for second among active players on an NFL roster behind Minnesota's Brett Favre.

MOST CONSECUTIVE GAMES PLAYED (excluding specialists)

Player	Team	Games
Brett Favre	Minnesota	285
London Fletcher	Washington	190
Ronde Barber	Tampa Bay	190
Peyton Manning	Indianapolis	190
Anthony Becht	Arizona	150

Since joining the Redskins in 2007, Fletcher has led the team in tackles both seasons, while assuming a leadership and defensive captaincy role. He has been named a Pro Bowl alternate each of the last two years.

Fletcher anchored the St. Louis Rams' defense from his middle linebacker spot in 1999, leading the team in tackles with 138. While St. Louis' offense received much of the attention on the team's way to winning Super Bowl XXXIV, the defense ranked sixth in the league overall and first against the run. Fletcher is one of four Redskins players, who has been a part of a Super Bowl winner.

SUPER BOWL WINNERS

Player	Team	Year
London Fletcher	St. Louis	1999
Antwaan Randle El	Pittsburgh	2005
Hunter Smith	Indianapolis	2006
Todd Yoder	Tampa Bay	2002

Fletcher enjoyed four seasons in St. Louis, leading the Rams in tackles from 1999-2001, before joining Buffalo from 2002-06. He led the Bills in tackles all five seasons and has continued that streak of leading his team in tackles to 10 straight seasons after two years in Washington.

With 126 tackles, this season marks the 11th straight in which Fletcher recorded at least 100 tackles, dating back to 1999 when he was in his second season with the Rams. That is the longest current streak among all NFL players.

Fletcher's 152 tackles (according to coaches totals) in 14 games this season give him 1,847 for his career, the third-most among active players, behind only Baltimore's Ray Lewis and New England's Junior Seau.

LEADING ACTIVE TACKLERS

Player	Team	Tackles
Ray Lewis	Baltimore	2,328
Junior Seau	New England	1,911
London Fletcher	Washington	1,847
Keith Brooking	Dallas	1,614
Lawyer Milloy	Seattle	1,578

Fletcher, who was recently named to Peter King's All-Decade Team, has amassed more tackles than any other player this decade (according to STATS, INC).

LEADING TACKLERS THIS DECADE

Player	Team	Tackles
London Fletcher	Washington	1,370
Zach Thomas		1,181
Ray Lewis	Baltimore	1,171
Donnie Edwards		1,140
Keith Brooking	Dallas	1,114

In addition to winning the Redskins Defensive MVP Award in each of his first two seasons in Washington, Fletcher has become one of the team's most valuable players in the community.

The Cleveland native has actively participated in many of the team's community and charitable programs, as well as his own London's Bridge Foundation. For these efforts, as well as

his work in his hometown, Fletcher was named the Washington Redskins Walter Payton Man of the Year in 2008 and 2009.

Fletcher was also one of 26 NFL players recently named to the USA Football/NFLPA All-Fundamentals team.

This honor recognizes Fletcher as an example for youth players - particularly linebackers - to emulate due to his superior angle tackling.



WASHINGTON REDSKINS




WORTH IT

The Redskins made the league's biggest addition, literally and figuratively, in free agency when they signed 6-foot-6, 350-pound defensive tackle Albert Haynesworth. One of the most disruptive and dominant forces in the game, Washington is reaping the rewards of Haynesworth's individual abilities, while he also elevates the performances of his defensive teammates.

With Haynesworth as the focal point in the interior, the Redskins defense has registered 38 sacks in 14 games this season, topping their season total of 24 from a year ago.

The Hartsville, S.C., native has 28 career sacks, with 18.5 of them coming over the last three seasons. That total is the second-highest among all NFL defensive tackles during this span. His 8.5 sacks last year ranked seventh in the AFC, 15th in the NFL, and was tied for first among the league's interior linemen.



For his career, Haynesworth has totaled 504 career tackles, 28.0 sacks, 51 tackles for loss, 16 passes defended, seven forced fumbles and four fumble recoveries in 101 games (85 starts).

Haynesworth spent the first seven years of his National Football League career with the Tennessee Titans, who drafted him No. 15 overall in 2002 out of the University of Tennessee. He joined the Redskins following back-to-back seasons in which he earned first-team All-Pro honors.

In 2008, Haynesworth registered 75 tackles, including seven for loss, 8.5 sacks, 19 quarterback pressures, four forced fumbles, one fumble recovery and one pass defended. He was fourth in the Associated Press NFL Defensive Player of the Year voting, which followed a third-place finish in 2007. Haynesworth was the only player to finish in the top five the last two years.

In addition, with Haynesworth anchoring Tennessee's defensive front, in 2007 and 2008, the Titans placed fifth and seventh against the run and seventh and fifth in the NFL sacks, respectively. They allowed an average of 93.1 rushing yards per game over the last two seasons, the fourth-lowest in the league behind Minnesota, Baltimore and Pittsburgh.

The Titans' 84 sacks in the past two years are the fifth-most behind the Cowboys, Giants, Steelers and Eagles. Tennessee's 14.6 points per game allowed last season was the second-best mark in the NFL.



KID IN THE HALL

The Redskins acquired cornerback DeAngelo Hall on Nov. 8, 2008 and he immediately paid dividends, collecting two interceptions and a fumble recovery in his first five games with the team.

Hall re-signed with the Redskins minutes before the start of free agency in February and has found a comfort zone back in his home state of Virginia. The two-time Pro Bowler has once again taken his place among the elite cornerbacks in the game.

In 2009, Hall has totaled 51 tackles, four interceptions, which he has returned for 114 yards, eight passes defended and one fumble recovery.

In his 17 games with the Redskins, Hall has registered six interceptions and shown that he still has the playmaking ability that once made him the eighth overall selection in the 2004 draft.

Since entering the league that season, Hall is sixth in the NFL in interceptions, behind Ed Reed (34), Asante Samuel (32), Darren Sharper (30), Charles Woodson (29) and Champ Bailey (27).

MOST INTERCEPTIONS SINCE 2004

Player	Team	Interceptions
Ed Reed	Baltimore	34
Asante Samuel	Philadelphia	32
Darren Sharper	New Orleans	30
Charles Woodson	Green Bay	29
Champ Bailey	Denver	27
DeAngelo Hall	Washington	26
Rashean Mathis	Jacksonville	26

Hall has also shown he knows what to do when he has the ball in his hands as his 589 interception return yards over that span are the third-most in the league, behind Reed and Sharper.

INTERCEPTION RETURN YARDS SINCE 2004

Player	Team	YARDS
Ed Reed	Baltimore	956
Darren Sharper	New Orleans	811
DeAngelo Hall	Washington	589
Rashean Mathis	Jacksonville	487
Nick Collins	Green Bay	473

Likewise, Hall has stayed among the game's best thieves over the past three seasons.

MOST INTERCEPTIONS OVER THE PAST THREE SEASONS

Player	Team	Interceptions
Ed Reed	Baltimore	19
Charles Woodson	Green Bay	19
Asante Samuel	Philadelphia	18
Antonio Cromartie	San Diego	15
Oshiomogho Atogwe	St. Louis	15
DeAngelo Hall	Washington	14

WASHINGTON REDSKINS



RACK 'EM UP

Defensive end Andre Carter and linebacker/defensive end Brian Orakpo are tied for sixth in the NFL with 11 sacks each and have combined to form the league's top sack tandem in 2009. They are the only pair of teammates to reach double-digit sack totals thus far this season.

NFL'S TOP SACK TANDEMS

Players	Team	Sacks
A. Carter (11), B. Orakpo (11)	Washington	22
D. Freaney (11.5), R. Mathis (9.5)	Indianapolis	21
J. Allen (13.5), R. Edwards (6.5)	Minnesota	20
J. Harrison (10), L. Woodley (9.5)	Pittsburgh	19.5
E. Dumervil (15.0), D. Reid (4.0)	Denver	19

The last time the Redskins had two players with double-digit sacks in the same season was in 2000 when Marco Coleman had 12 and Bruce Smith had 10.

The last time the Redskins had two players with at least 11 sacks in the same season was in 1985 when Charles Mann had 15 and Dexter Manley had 14.5.


REDSKINS SINGLE-SEASON SACK TANDEMS

Players	Year	Sacks
C. Mann (15), D. Manley (14.5)	1985	29.5
D. Manley (18.5), C. Mann (10)	1986	28.5
D. Manley (18.5), D. Butz (6)	1986	24.5
D. Manley (13.5), M. Coleman (10.5)	1984	24
D. Butz (11.5), D. Manley (11)	1983	22.5
A. Carter (11), B. Orakpo (11)	2009	22
B. Smith (12), M. Coleman (10)	2000	22

With 11 sacks, for 62.5 yards lost, Carter has recorded his third career double-digit sack season and is two short of breaking his career high of 12.5, which he set in 2002 as a member of the San Francisco 49ers. In addition to his pass rushing prowess, Carter is fifth on the team and tied for first among all NFL defensive linemen with 59 tackles (according to NFL GSIS), while his eight tackles for loss rank third in the league (according to Stats, Inc.).

According to Redskins coaches' statistics, Carter has totaled 84 tackles, including 12 for loss, 11 sacks, three forced fumbles, 45 quarterback hurries, including 21 quarterback hits, and four passes defended.

Orakpo, the team's first-round pick in the last May's draft (No. 13 overall) and the fifth defensive player selected, has been one the most productive rookies in 2009. His 11 sacks lead all NFL rookies and are already more



WASHINGTON REDSKINS

than any player from the last two rookies classes.

Orakpo's sack total is a franchise rookie record, surpassing the previous high of six shared by Dean Hamel (1985) and Andre Collins (1990).

With four sacks in Week 14 at Oakland, Orakpo became just the 13th NFL rookie over the last 15 years to record a double-digit sack season, joining Hugh Douglas (10, 1996), Simeon Rice (12.5, 1996), Peter Boulware (11.5, 1997), Jevon Kearse (14.5, 1999), Darren Howard (11, 2000), Dwight Freaney (13, 2002), Julius Peppers (12, 2002), Terrell Suggs (12, 2003), Kevin Williams (10, 2003), Shawne Merriman (10, 2005), Mark Anderson (12, 2006) and Kameron Wimbley (11, 2006).

Seven of those players won the Defensive Rookie of the Year Award, while nine of the 12 went on to earn at least three Pro Bowl selections in their careers.

Orakpo's four-sack game tied a Redskins franchise record and made him the first NFL rookie to record four sacks in a game since Cornelius Bennett, on Dec. 27, 1987. Orakpo's 44 yards lost on his four sacks are the most in the league since the statistic began being tracked in 1994.

Coupled with Carter's two sacks the pair became only the second duo in Redskins history to combine for six sacks in the same game, joining Phillip Daniels and Marcus Washington, who accomplished the feat on Dec. 18, 2005.

As a senior at the University of Texas, Orakpo won the Nagurski Trophy (nation's top defensive player), Lombardi Award (nation's top lineman) and Hendricks Award (nation's top defensive end).

He was a unanimous first-team All-America selection by the American Football Coaches Association, Associated Press, Football Writers Association of America, Sporting News and Walter Camp Football Foundation, the consensus Big XII Defensive Player of the Year and unanimous first-team All-Big XII selection.

All that success came from the defensive end position. In addition to adjusting to life as a professional, Orakpo has also been asked to learn a new position. Orakpo has filled a void, playing primarily at strongside linebacker, while also seeing action in passing situations as a defensive end. According to coaches' statistics, Orakpo has accumulated 56 tackles, including four for loss, 11 sacks, and 19 quarterback hurries.



GAME 15 VS. DALLAS COWBOYS

WASHINGTON REDSKINS



SOUTHERN COMFORT

Washington Redskins quarterback Jason Campbell, a native of Taylorsville, Miss., was the Redskins' opening game starter for the third straight season.

This year marks the first time since high school that Campbell is the starting quarterback in the same offensive system for two consecutive seasons.



The comfort level has been evident as Campbell, a team captain for the second straight season, is playing his best football over the last half of the season.

In eight contests since Week 7, Campbell has completed 168-of-263 (63.9%) for 1,941 yards, 12 touchdowns and eight interceptions for a passer rating of 88.6. His passer rating is 15th in the NFL during that span. In addition, Campbell's 19 comple-

tions of 25 yards or more is the fourth-highest total in the league over the last eight weeks.

In last week's game at Oakland, Campbell compiled a passer rating above 100.0 for the second straight game and the third time in the last five outings. This production has coincided with a dramatic decrease in sacks allowed by the Redskins. In the last six games, Campbell has been sacked 12 times, compared to 20 in the previous five contests.

In Week 13 against New Orleans, Campbell registered a 111.9 passer rating by completing 30-of-42 passes for a career 367 yards and three touchdowns, which tied a career best, and one interception.

After trailing 17-14 at halftime to Denver in Week 10, Campbell led three second-half scoring drives by completing all nine of his pass attempts to propel the Redskins to a 27-17 victory.

Overall in 2009, Campbell ranks in the top half of NFL starting quarterback in nearly every statistical category. He is eighth in the NFL in completion percentage (64.6), 13th with a 7.4 yards per attempt average, 14th with a 83.4 fourth-quarter passing rating, 14th with 275 completions, 15th with 3,138 passing yards, 16th with 18 touchdowns, and 16th with an 87.0 passer rating. This productivity has come despite being sacked the fourth-most times (38) among all quarterbacks.

In Week 11 at Dallas, Campbell completed all 12 of his pass attempts on third downs for 150 yards. On the year, Campbell has completed 71.4 percent (84-119) of his third-down passes, the second-highest mark in the NFL behind only Peyton Manning. Nearly half of those attempts have resulted in either a first down (53) or a touchdown (4). His 1,069 passing yards on third down are the seventh-most in the league, his 96.2 passer rating on third down is the seventh-best mark, and his 13 completions of 25 or more yards on third down is the third-highest total in the NFL.

In addition, Campbell has shown a knack for making plays with his feet, ranking fourth among NFL quarterbacks with 215 rushing yards and 14 rushing first downs.

Last season, Campbell continued his progression as an NFL signal caller under Zorn, starting all 16 games, while learning the nuances of the West Coast Offense.

Overall, in 2008, Campbell completed 319-of-506 pass attempts (62.3%) for 3,245 yards, with 13 touchdowns and six interceptions, for a passer rating of 84.3.


Campbell ranked first in the NFL in interception percentage (1.2) and was the 19th-rated passer in the league. He ranked 10th in attempts, 11th in completions, 15th in completion percentage and 16th in yards.

Campbell also rushed for 258 yards on 47 attempts (5.5 avg.), picking up 15 first downs in the process. His yardage total was the most among NFC quarterbacks and his 11 runs of at least 10 yards were tied for the second-most in the league among quarterbacks.

His completions, passing attempts, passing yards, touchdown passes and passer rating were all career highs. Along the way, Campbell set a club record with 271 consecutive passes without an interception (during parts of the 2007 and 2008 seasons), marking the fifth-longest streak in NFL history and the longest since Rich Gannon threw 277 passes without an interception for Oakland in 2000.

Campbell's 315 completions were just one shy of Brad Johnson's club single-season record of 316. His completion percentage of 62.3 was the fifth-best single-season mark in club history.

For his career, Campbell has completed 950-of-1,556 career passing attempts (61.1%) for 10,380 yards with 53 touchdowns and 37 interceptions for a passer rating of 82.2. He is currently sixth all-time in club history in passing yards, sixth in passing attempts, sixth in completions, seventh in touchdown passes and second in passer rating. In addition, he owns the highest career completion percentage in club history (minimum 1,000 attempts).



WASHINGTON REDSKINS



GATHER NO MOSS

Santana Moss' 178 receiving yards in Week 3 against Detroit were a career high and the 11th-highest individual total in the NFL this year. His 57-yard touchdown reception in that game, coupled with his 59-yard touchdown grab in Week 4 against Tampa Bay, distinguished Moss as the first Redskins player to have touchdown catches of at least 50 yards in consecutive games since Gary Clark did it on Dec. 6 and Dec. 13 in 1987.

Moss has shown a propensity for the big play throughout his career. His touchdown receptions in Weeks 3 and 4 marked the 17th and 18th catches of his career to cover at least 50 yards, the sixth-highest total among active players. Fourteen of them have gone for touchdowns, which ranks fourth among active players.

With 79 catches for 1,044 yards and six touchdowns in 2008, Santana Moss recorded the third 1,000-yard receiving season of his career. He also accomplished the feat in 2003 as a member of the New York Jets, and in 2005 when he went on to the Pro Bowl. In addition, Moss notched his second 75-catch season, which he first accomplished in 2005.

Moss' receiving yardage total was 14th in the NFL and sixth in the NFC, while his 79 catches were tied for sixth among NFC wide receivers. His six touchdown catches tied for 12th in the conference and 22nd in the league.

With a touchdown in the first three weeks of the season, Moss extended a streak dating back to last season of catching a scoring pass in six consecutive games, including playoffs. It tied a Redskins record held by Hall of Famer Bobby Mitchell, who did it in 1964, and is the second-longest streak of Moss's career behind the seven straight games he did it from Oct. 12-Nov. 23, 2003.

For his career, Moss owns 486 receptions for 7,296 receiving yards (15.0) and 46 touchdowns. Since 2003, among wide receivers he ranks 14th in the NFL with 42 touchdowns and 6,823 receiving yards and 18th with 454 receptions.

In just his fifth season with the Redskins, Moss is ranked eighth in club history with 335 receptions and 4,880 receiving yards and ninth in club history in receiving touchdowns with 27.

With 353 more yards, Moss would surpass Hugh Taylor and move into seventh place on the franchise's all-time list.

He set the club record for single-season receiving yards in 2005 with 1,483 yards on his way to the Pro Bowl.

Moss' 70-catch average during his four seasons with the Redskins is a record for a franchise that has employed Hall of Fame receivers Wayne Millner, Bobby Mitchell, Charley Taylor and Art Monk.



CAPTAINS



The following players were elected by teammates as Redskins captains prior to the start of the regular season:

SPECIAL TEAMS

Rock Cartwright and Mike Sellers

OFFENSE

Jason Campbell and Chris Samuels

DEFENSE

Cornelius Griffin and London Fletcher

Photo by Ned Dishman

WASHINGTON REDSKINS



DALLAS COWBOYS HEAD COACH WADE PHILLIPS

Wade Phillips was named the seventh coach in Dallas Cowboys history on February 8, 2007. A native Texan, Phillips has 32 years of NFL coaching experience - including seven full seasons as an NFL head coach and 20 years as a defensive coordinator.

In his seven plus-years as a head coach, Phillips has produced a 79-54 regular season record and has guided his teams to four playoff appearances. He has had only one non-winning season as a head coach. His .594 career winning percentage in the regular season is third-best among active NFL head coaches with five-or-more years of head coaching experience entering the 2009 season. He trails only Bill Belichick (.616) and Andy Reid (.616) on the list of winningest active NFL head coaches.

Phillips has a wealth of NFL experience both as a defensive coordinator and head coach. One of his trademarks has been the ability to immediately improve the teams he has worked with from his very first day on the job. The last seven times he has taken over as a head coach or defensive coordinator, his new team has reached the playoffs in his first season. Only once in those seven transitions has Phillips taken over a club that was coming off a winning record. Although he is noted as a very successful and innovative defensive mind, Phillips' teams have produced offensive units that finished the season ranked among the NFL's top 10 in five of his seven full seasons as a head coach.

Since coming to Dallas, Phillips has compiled a 31-15

record for a .674 winning percentage with one NFC East crown (2007). In his previous two seasons at the helm, 14 different Dallas players have earned at least one Pro Bowl selection, while four defensive veterans - linebacker Greg Ellis, safety Ken Hamlin, cornerback Terence Newman and nose tackle Jay Ratliff - all made their first career Pro Bowl trips while playing in Phillips' 3-4 defensive scheme.

In a 2008 season that produced a 9-7 record, the Cowboys defense continued to display a more solid grasp of Phillips' philosophy while also improving its performances in eight of the NFL's 11 key defensive statistical categories over the 2007 season. The club registered an NFL-best 59 sacks, a total that was the third-highest in team history - and the second most in club annals since the sack became an official NFL statistic in 1982. Linebacker DeMarcus Ware earned first-team All-Pro honors for the second consecutive year under Phillips while establishing the club's highest individual sack total (20) since Harvey Martin set the team record with 23 in 1977.

The 2008 Dallas defense also compiled the following top-10 NFL rankings: pass defense (fifth, 187.7 yards-per-game), yards-per-play (fifth, 4.9), red zone defense (sixth, 26 touchdowns allowed on 56 opponents trips inside the 20), total defense (294.3 yards-per-game), third down defense (eighth, 35.6%), yards-per-passing attempt (ninth, 6.65) and first downs-per-game (ninth, 17.3).



THE OPPONENT

One of sports' premiere rivalries takes center stage Sunday night as the Dallas Cowboys journey to Washington to take on Redskins. The Cowboys enter this week's campaign second in the NFC East with a 9-5 record. Led by third-year head coach Wade Phillips and Pro Bowl quarterback Tony Romo, the Cowboys will rely on their high-octane offense, ranked third in the league in yards per game (394.5), to carry them to the postseason for the second time in three years.

Romo joined the Cowboys in 2003 as an undrafted rookie free agent, but within four seasons took over as the team's starting quarterback. Since then he has been voted to two Pro Bowls (2006, 2007) and is the Cowboys record holder for passing yards (4,211) and touchdowns (36) in a season. As the regular season comes to a close, the Illinois native has completed 62.3 percent of his passes for 3,886 yards with 23 touchdowns and seven interceptions for a 97.8 passer rating.

Joining Romo in the backfield is a combination of Marion Barber, Felix Jones and Tashard Choice. Barber, a Pro Bowl selection in 2007, leads the team in rushing with 778 yards on 183 carries (4.3 avg.) and six touchdowns. Jones, a first-round draft pick in 2008, is second on the team with 91 carries for 536 yards (5.9 avg.) and two touchdowns, with Choice rounding out the group with 63 carries for 348 yards (5.5 avg.) and three touchdowns. The Cowboys are ranked seventh in the league in rushing.

In the receiving game, fourth-year pro Miles Austin has flourished in a starting role, leading the team in touchdowns (11) and receiving yards (1,138). This season marks the first 1,000-yard season of his career. Roy Williams is opposite Austin in the passing game and is currently third on the team in receiving yards (592) and second in touchdowns (six). Third wide receiver Patrick Crayton (507 yards and four touchdowns) and All-Pro tight end Jason Witten (837 yards and one touchdown) also provide options for the Cowboys seventh-ranked passing offense.

All-Pro linebacker DeMarcus Ware guides the team's sixth-ranked defense, and currently leads the team with 11 sacks. Ware, a three-time Pro Bowler, is currently tied with Redskins' Andre Carter and Brian Orakpo for fourth in the NFC and sixth in the NFL in sacks. Fellow linebackers Keith Brooking (100) and Bradie James (96) lead the team in tackles, while second-year cornerback Mike Jenkins leads the team with five interceptions. Up front the combination of Jay Ratliff, Igor Olshanksky, and Marcus Spears provide pressure on opposing quarterbacks, combining for seven sacks in 2009. Pro Bowl cornerback Terence Newman is opposite Jenkins in the secondary.

All-Pro punter Mat McBriar is responsible for the punting duties, with newly-acquired and former Redskin Shaun Suisham handling field goals and extra points. The speedy Jones returns kickoffs, while Crayton field punts.

WASHINGTON REDSKINS



TALE OF THE TAPE

OFFENSE

REDSKINS		COWBOYS
246	Points	320
41	Points in 1st Quarter	57
60	Points in 2nd Quarter	81
81	Points in 3rd Quarter	73
64	Points in 4th Quarter	103
27	Offensive Touchdowns	38
8	Rushing TDs	12
19	Passing TDs	23
0	Returns	3
20	Field Goals	18/28
4451	Yards From Scrimmage	4618
317.9	Yards Per Game	394.5
845	Total Plays	883
5.3	Avg. Per Play	6.3
25/12	Fumbles/Lost	20/10
15	Had Intercepted	7
74/186	Third-down Conversions	70/176
39.8	Third-down Percentage	39.8
7/20	Fourth-down Conversions	4/8
35	Fourth-down Percentages	50
78/632	Penalties/Yards	100/791
28:50:00	Time of Possession Avg.	31:15:00

PASSING

452	Pass Attempts	478
288	Pass Completions	298
63.7	Completion Percentage	62.3
3317	Passing Yards	3707
217.9	Avg. Yards/Game	264.8
19	Passing Touchdowns	23
15	Interceptions	7
85.9	Rating	97.8
41	Times Sacked	31
27	Completions of 25+ yards	34

RUSHING

352	Rush Attempts	374
1401	Rush Yards	1816
4.0	Yards Per Carry	4.9
100.1	Yards Per Game	129.7
8	Touchdowns	12
64	First Downs	100
35	Rushes of 10+ yards	52

RECEIVING

288	Receptions	298
3317	Receiving yards	3886
11.5	Yards Per Catch	13.0
217.9	Yards Per Game	264.8
19	Touchdowns	23
168	First Downs	173
27	Receptions of 25+ yards	34

DEFENSE

REDSKINS		COWBOYS
296	Points	250
79	Points in 1st Quarter	27
108	Points in 2nd Quarter	80
30	Points in 3rd Quarter	34
76	Points in 4th Quarter	109
30	Touchdowns Against	28
9	Rushing TDs	7
16	Passing TDs	19
5	Returns	2
27	Field Goals	18
4358	Yards From Scrimmage	4618
311.3	Yards Per Game	329.9
868	Total Plays	869
5.0	Avg. Per Play	5.3
21/6	Fumbles/Lost	18/9
15	Interceptions	10
74/193	Third-down Conversions	63/174
38.3	Third-down Percentage	36.2
3/14	Fourth-down Conversions	6/10
21.4	Fourth-down Percentages	60
92/725	Penalties/Yards	83/677
31:10:00	Time of Possession Avg.	28:45:00

PASSING

426	Pass Attempts	497
275	Pass Completions	300
61.0	Completion Percentage	60.4
2965	Passing Yards	3452
194.1	Avg. Yards/Game	232.1
16	Passing Touchdowns	19
9	Interceptions	10
85.4	Rating	85.7
38	Times Sacked	34
21	Completions of 25+ yards	25

RUSHING

402	Rush Attempts	338
1641	Rush Yards	1368
4.1	Yards Per Carry	4.0
117.2	Yards Per Game	97.7
9	Touchdowns	7
77	First Downs	70
34	Rushes of 10+ yards	39

RECEIVING

261	Receptions	300
2965	Receiving yards	3452
11.3	Yards Per Catch	11.5
194.1	Yards Per Game	232.1
16	Touchdowns	19
144	First Downs	166
21	Receptions of 25+ yards	25

OFFENSE

	Total	Rush	Pass	Conf	NFL
Redskins	317.9	100.1	217.9	11-12-10	23-25-16
Cowboys	394.5	129.7	264.8	2-3-2	3-7-7

DEFENSE

	Total	Rush	Pass	Conf	NFL
Redskins	311.3	117.2	194.1	4-11-2	9-23-5
Cowboys	329.9	97.7	232.1	7-4-9	14-6-21

WASHINGTON REDSKINS



REDSKINS-COWBOYS CONNECTIONS

Redskins with Cowboys ties:

- Head Coach **Jim Zorn** (Player during 1975 preseason)
- QB **Richard Bartel** (PS, 2007-08)

Redskins with ties to the Dallas region:

- Secondary coach **Jerry Gray** (University of Texas)
- QB **Richard Bartel** (Grapevine, TX/Tarleton State)
- RB **Rock Cartwright** (Conroe, TX)
- G **Derrick Dockery** (Lakeview, TX/University of Texas)
- LB **Robert Henson** (Longview, TX/TCU)
- S **Lendy Holmes** (Dallas, TX)
- WR **Malcolm Kelly** (Longview, TX)
- LB/DE **Brian Orakpo** (Houston, TX/University of Texas)
- P **Hunter Smith** (Sherman, TX)
- T **Mike Williams** (Dallas, TX/University of Texas)

Cowboys with ties to the Washington D.C. region:

- Defensive line coach **Todd Grantham** (Pulaski, VA/Virginia Tech)
- DE **Marcus Dixon** (Hampton University)
- WR **Kevin Ogletree** (University of Virginia)
- TE **John Phillips** (Hot Springs, VA/University of Virginia)

Pro Connections

- Cowboys Head Coach **Wade Phillips** worked on the same staff as Redskins offensive line coach **Joe Bugel** in Houston (1977-1980). Phillips also coached Redskins QB **Todd Collins** in Buffalo (1995-97).
 - **Collins** was teammates with Cowboys nose tackle **Junior Siavii** (2004-2005) in Kansas City.
 - Cowboys offensive coordinator **Jason Garrett** played with Redskins defensive tackle **Cornelius Griffin** while with the Giants (2000-03).
 - Redskins secondary coach **Jerry Gray** played with the Los Angeles Rams while Cowboys offensive line coach **Hudson Houck** (1985-1991) held the same position for the Rams.
 - Cowboys secondary coach **Dave Campo** held the same position in Jacksonville while Redskins tackle **Mike Williams** (2006) and tight end **Todd Yoder** (2004-06) were on the team.
 - Cowboys safety **Gerald Sensabaugh** played for Jacksonville while **Mike Williams** (2006) and **Todd Yoder** (2004-06) were playing for the Jaguars.
 - Redskins offensive coordinator **Sherman Smith** was the running backs coach for Tennessee while Cowboys wide receivers coach **Ray Sherman** (2005-06) was on the coaching staff.
 - Redskins defensive tackle **Albert Haynesworth** played for Tennessee while **Ray Sherman** (2005-06) was on the coaching staff.
 - Redskins offensive consultant **Sherman Lewis** was the offensive coordinator for Detroit while Cowboys wide receiver **Roy Williams** (2004) was on the team.
 - Redskins offensive quality control coach **Bill Khayat** held the same position at Arizona while Cowboys guard **Leonard Davis** (2004-06) played for the Cardinals.
 - Redskins tackle **Levi Jones** played for Cincinnati while Cowboys tight ends coach **John Garrett** (2002) was an offensive assistant for the Bengals.

- Redskins defensive end **Andre Carter** played for San Francisco while Cowboys guard **Kyle Kosier** (2002-04) was on the team.
 - **Andre Carter** played for San Francisco while Cowboys secondary/safeties coach **Brett Maxie** (2002-03) held the same position for the 49ers.
 - Redskins cornerback **DeAngelo Hall** played under Maxie (2004-06) in Atlanta.
 - **DeAngelo Hall** played for Atlanta while Cowboys special teams coordinator **Joe DeCamillis** (2004-06) held the same position for the Falcons.
 - Cowboys linebacker **Keith Brooking** played with Redskins guard/tackle **D'Anthony Batiste** (2007) and **DeAngelo Hall** (2004-07) in Atlanta.
 - Redskins punter **Hunter Smith** played for Indianapolis while Cowboys defensive line coach **Todd Grantham** (1999-2001) held the same position for the Colts.
 - Cowboys tackle **Marc Colombo** played for Chicago while Redskins defensive coordinator **Greg Blache** (2002-03) held the same position and defensive end **Phillip Daniels** (2002-03) was on the team.
 - Cowboys safety **Ken Hamlin** played for Seattle while Redskins Head Coach **Jim Zorn** (2003-06) was the quarterbacks coach there and Redskins assistant head coach/running backs **Stump Mitchell** (2003-06) was the running backs coach for the Seahawks.
 - Cowboys quarterback **Jon Kitna** played in Seattle under Redskins Head Coach **Jim Zorn** (2000) while he was the quarterbacks coach for the Seahawks.
 - **Kitna** played for Seattle while **Stump Mitchell** (1996, 1998-2000) was the running backs coach.
 - **Kitna** played on the same team as **Phillip Daniels** (1996, 1998-99) in Seattle.

College Connections:

- Redskins defensive tackle **Albert Haynesworth** played with Cowboys tight end **Jason Witten** at Tennessee.
- Redskins quarterback **Jason Campbell** and cornerback **Carlos Rogers** played with Cowboys defensive tackle **Jay Ratliff** at Auburn.
- Redskins guard **Derrick Dockery** and tackle **Mike Williams** played with Cowboys wide receiver **Roy Williams** at Texas.
- Redskins defensive tackle **Anthony Montgomery** was a teammate of Cowboys running back **Marion Barber** at Minnesota.
- Redskins defensive tackle **Lorenzo Alexander** played with Cowboys long snapper **Louis-Philippe Ladouceur** at California.
- Redskins running back **Rock Cartwright** was a teammate of Cowboys cornerback **Terence Newman** at Kansas State.
- Redskins safety **LaRon Landry** was a teammate of Cowboys defensive end **Marcus Spears** at Louisiana State.
- Redskins tight end **Fred Davis** played with Cowboys kicker **David Buehler** and running back **Chauncey Washington** at Southern California.
- Redskins tackle **Levi Jones** played with Cowboys guard **Kyle Kosier** at Arizona State.

WASHINGTON REDSKINS



THE LAST TIME

Cowboys Snatch Victory From Redskins

By Larry Weisman

Redskins.com

Posted: November 22, 2009

ARLINGTON, Tx. - You knew.

You knew when it was 3-0 that it would eventually be 6-0 and that one touchdown would be enough to offset those kicks.

You knew that one touchdown would come late and make all the difference.

You knew too much.

Tony Romo waved receiver Patrick Crayton toward the middle of the end zone and then fired a 10-yard touchdown pass with 2:41 left to play and the Dallas Cowboys nipped the touchdown-free Redskins 7-6 at Cowboys Stadium.

The Redskins (3-7) simply did not have enough people at the end to finish the job or at the outset to properly begin it.

The losses piled up before and after kickoff. They made the Redskins' task, already huge, all the more immense in the NFL's largest stadium against their most hated rival. It didn't take long for an undermanned and underdog Redskins team to fall into a hole against the Cowboys.

Not the usual hole. Not the deficit on the scoreboard. The Redskins were actually the first to score. No, the problem for them was in manpower. It seemed as if they might run out of players before they ran out of game.

DeAngelo Hall's recovery and return of a fumble led to him being knocked out of the game with a knee contusion.

Ladell Betts, making his second consecutive start at running back, carried four times for five yards before going down in heap with a knee injury. That put the running game in the hands of Rock Cartwright and Quinton Ganther, a mid-season pickup who had been on and off the roster.

So. No Clinton Portis. No Chris Cooley. No Chris Samuels. No Mike Williams. Those we knew of in advance. Albert Haynesworth, the bulwark of the defensive line, was a pregame scratch due to his ankle sprain.

Hall eventually returned but linebacker Rocky McIntosh went down after making a tackle. McIntosh made it back as well. Then rookie Brian Orakpo needed assistance leaving the field after a tangle with offensive tackle Flozell Adams in the final two minutes of the first half. Dodged a bullet with that one as it was only a cramp in his calf.

Glued together, patched, the jerry-rigged Redskins stayed with the Cowboys, took a 3-0 lead and hung on to it with the ferocity of a wounded beast. Which isn't stretching the case too far. Already relying on backups as new starters, they reached deeper still for contributions.

Rock Cartwright stepped in at running back and ripped off a 34-yard scamper. Caught a few passes. Assisted greatly in setting up the initial score.

The defense attacked, creating the one takeaway and dropping two other likely interceptions, all the while blanking the Cowboys through the first half. The Redskins missed a chance to double their point total when Shaun Suisham pushed a 39-yard field goal try wide to the left with 10 seconds left in the first half. It was his first miss this season after 13 consecutive successes.

The second half brought no respite. Two plays in, right guard Chad Rinehart got his right ankle rolled up in the aftermath of a Cartwright carry and then was himself carried and carted from the field. He has a fractured fibula.

Enter Edwin Williams, who joined the Redskins as an unsigned rookie free agent and made the team.

Malcolm Kelly turns a short throw into a 36-yard catch-and-run that carries to the Dallas 19. Then Cartwright loses two yards, Fred Davis commits a false start, the Redskins burn a timeout and ultimately get no closer than the 13. Field goal.

The failure to score a touchdown bit them badly in the end. Sure, they scored twice ... on field goals. Sure, they had more opportunities, twice missing field goals to Dallas' once. But Dallas put up a touchdown, scored it with 2:41 left and secured the victory with an interception off a tipped pass.



2009 SCHEDULE

PRESEASON

DATE	OPPONENT	RESULT/TVSCORE
Thursday, Aug. 13	at Baltimore	L 0-23
Saturday, Aug. 22	vs. Pittsburgh	W 17-13
Friday, Aug. 28	vs. New England	L 24-27
Thursday, Sept. 3	at Jacksonville	L 17-24

REGULAR SEASON

DATE	OPPONENT	RESULT/TVSCORE
Sunday, Sept. 13	at Giants	L 17-23
Sunday, Sept. 20	vs. St. Louis	W 9-7
Sunday, Sept. 27	at Detroit	L 14-19
Sunday, Oct. 4	vs. Tampa Bay	W 16-13
Sunday, Oct. 11	at Carolina	L 17-20
Sunday, Oct. 18	vs. Kansas City	L 6-14
Monday, Oct. 26	vs. Philadelphia	L 17-27
Sunday, Nov. 1	BYE	
Sunday, Nov. 8	at Atlanta	L 17-31
Sunday, Nov. 15	vs. Denver	W 27-17
Sunday, Nov. 22	at Dallas	L 6-7
Sunday, Nov. 29	at Philadelphia	L 24-27
Sunday, Dec. 6	vs. New Orleans	L 30-33 (OT)
Sunday, Dec. 13	at Oakland	W 34-13
Mon., Dec. 21	vs. Giants	L 12-45
Sunday, Dec. 27	vs. Dallas	NBC 8:20 p.m.
Sunday, Jan. 3	at San Diego	FOX 4:15 p.m.*

*Subject to flexible scheduling

All times Eastern

All games can be heard on Redskins Radio at ESPN 980.

WASHINGTON REDSKINS



REDSKINS-COWBOYS SERIES

Sunday's matchup between the Redskins and Cowboys will mark the 100th overall meeting between the arch rivals and the 98th in the regular season.

The storied series began in 1960 and the two have played twice a year during each regular season since 1961 with the exception of a strike-shortened 1982 season. Dallas leads the all-time regular season series 58-37-2, with the Redskins winning five of the last nine meetings.

The Redskins and Cowboys have clashed twice in the postseason with Washington winning both meetings in NFC championship games.

The Cowboys are 27-24 against the Redskins in Washington and 7-5 at FedExField, with the Redskins winning three of the last four in Landover.

Dallas won the first meeting this season, 7-6, five weeks ago at Cowboys Stadium. The teams have split the season series the past three years, while Washington swept both contests in 2005. In the first matchup of that season, the Redskins came from behind in dramatic fashion to escape Dallas with a 14-13 victory on Monday night.

Trailing 13-0, with under four minutes to play, Santana Moss caught touchdown passes of 39 and 70 yards from Mark Brunell to give Washington the one-point victory.

In eight games as a Redskin against the Cowboys, Moss has racked up 46 catches for 749 yards (16.3 avg) and four touchdowns. He has had four 100-yard receiving days against the Cowboys, with three of them coming at Dallas.

In four career games against the Cowboys, Redskins quarterback Jason Campbell has completed 99-of-156 (63.5%) passes for 997 yards, five touchdowns and three interceptions.

In a game at Dallas, on Nov. 18, 2007, Campbell set careers highs in completions (33), attempts (54) and yards (348). The completions and attempts totals are Redskins series single-game records.

Defensive end Phillip Daniels recorded four sacks in a single game against Dallas in 2005, which is a Redskins single-game high in the series. Cowboys cornerback Terrance Newman intercepted three passes in a 2003 game, which is a series high.

YEAR	WINNER	SCORE	LOCATION	YEAR	WINNER	SCORE	LOCATION
1960	Redskins	26-14	Washington	1985	Cowboys	44-14	Dallas
1961	Tie	28-28	Dallas		Cowboys	13-7	Washington
	Redskins	34-24	Washington	1986	Cowboys	30-6	Dallas
1962	Tie	35-35	Dallas		Redskins	41-14	Washington
	Cowboys	38-10	Washington	1987	Redskins	13-7	Dallas
1963	Redskins	21-17	Washington		Redskins	24-20	Washington
	Cowboys	38-10	Washington	1988	Redskins	35-17	Dallas
1964	Cowboys	24-18	Dallas		Cowboys	24-17	Washington
	Redskins	28-16	Washington	1989	Redskins	30-7	Dallas
1965	Cowboys	27-7	Dallas		Cowboys	13-3	Washington
	Redskins	34-31	Washington	1990	Redskins	19-15	Washington
1966	Cowboys	31-30	Washington		Cowboys	27-17	Washington
	Redskins	34-31	Dallas	1991	Redskins	33-31	Dallas
1967	Cowboys	17-14	Washington		Cowboys	24-21	Washington
	Redskins	27-20	Dallas	1992	Cowboys	23-10	Dallas
1968	Cowboys	44-24	Washington		Redskins	20-17	Washington
	Cowboys	29-20	Dallas	1993	Redskins	35-16	Washington
1969	Cowboys	41-28	Washington		Cowboys	38-3	Dallas
	Cowboys	20-10	Dallas	1994	Cowboys	34-7	Washington
1970	Cowboys	45-21	Washington		Cowboys	31-7	Dallas
	Cowboys	34-0	Dallas	1995	Redskins	27-23	Washington
1971	Redskins	20-16	Dallas		Redskins	24-17	Dallas
	Cowboys	13-0	Washington	1996	Cowboys	21-10	Dallas
1972	Redskins	24-20	Washington		Redskins	37-10	Washington
	Cowboys	34-14	Dallas	1997	Redskins	21-16	Washington
	Redskins	26-3	Washington*		Cowboys	17-14	Dallas
1973	Redskins	14-7	Washington	1998	Cowboys	31-10	Washington
	Cowboys	27-7	Dallas		Cowboys	23-7	Dallas
1974	Redskins	28-21	Washington	1999	Cowboys	41-35	Washington OT
	Cowboys	24-23	Dallas		Cowboys	38-20	Dallas
1975	Redskins	30-24	Washington OT	2000	Cowboys	27-21	Washington
	Cowboys	31-10	Dallas		Cowboys	32-13	Dallas
1976	Cowboys	20-7	Washington	2001	Cowboys	9-7	Dallas
	Redskins	27-14	Dallas		Cowboys	20-14	Washington
1977	Cowboys	34-16	Dallas	2002	Cowboys	27-20	Dallas
	Cowboys	14-7	Washington		Redskins	20-14	Washington
1978	Redskins	9-5	Washington	2003	Cowboys	21-14	Dallas
	Cowboys	37-10	Dallas		Cowboys	27-0	Washington
1979	Redskins	34-20	Washington	2004	Cowboys	21-18	Washington
	Cowboys	35-34	Dallas		Cowboys	13-10	Dallas
1980	Cowboys	17-3	Washington	2005	Redskins	14-13	Dallas
	Cowboys	14-10	Dallas		Redskins	35-7	Washington
1981	Cowboys	26-10	Washington	2006	Cowboys	27-10	Dallas
	Cowboys	24-10	Dallas		Redskins	22-19	Washington
1982	Cowboys	24-10	Washington	2007	Cowboys	28-23	Dallas
	Redskins	31-17	Washington*		Redskins	27-6	Washington
1983	Cowboys	31-30	Washington	2008	Redskins	26-24	Dallas
	Redskins	31-10	Dallas		Cowboys	14-10	Washington
1984	Redskins	34-14	Washington	2009	Cowboys	7-6	Dallas
	Redskins	30-28	Dallas				

*NFC Championship Game

WASHINGTON REDSKINS



SERIES SUPERLATIVES

REDSKINS

Passing

Completions: 33- Jason Campbell, 11/18/07

Attempts: 54- Jason Campbell, 11/18/07
Mark Rypien, 11/22/90

Yards: 382- Brad Johnson, 09/12/99

TDs: 4- Mark Brunell, 12/18/05

Rushing

Rushes: 32- John Riggins, 10/14/84

Yards: 165- John Riggins, 10/14/84

TDs: 3- Terry Allen, 12/22/96

Receiving

Receptions: 10- Rod Gardner, 09/27/04

Alvin Garrett, 09/05/83

Joe Washington, 09/06/81

Yards: 187- Gary Clark, 12/13/87

TDs: 3- Chris Cooley, 12/18/05

Defense

Sacks: 4- Phillip Daniels, 12/18/05

Interceptions: 2- Darrell Green, 12/09/84 (Last Time)

COWBOYS

Passing

Completions: 29- Troy Aikman, 12/03/95

Attempts: 49- Troy Aikman, 09/12/99
Danny White, 12/13/87

Yards: 362- Troy Aikman, 09/12/99

TDs: 5- Troy Aikman, 09/12/99

Rushing

Rushes: 34- Emmitt Smith, 11/24/91

Yards: 189- Troy Hambrick, 12/14/03

TDs: 3- Emmitt Smith, 11/28/96
Duane Thomas, 11/22/70

Receiving

Receptions: 10- Michael Irvin, 12/03/95

Yards: 173- Terrell Owens, 11/18/07

TDs: 4- Terrell Owens, 11/18/07

Defense

Sacks: 5- Jim Jeffcoat, 11/10/85

Interceptions: 3- Terence Newman, 12/14/03



NFL STANDINGS

National Football Conference

NFC EAST	W	L	T	PCT	PF	PA	DIFF	STRK
x-Philadelphia	10	4	0	.714	399	286	113	Won 5
Dallas	9	5	0	.643	320	250	70	Won 1
NY Giants	8	6	0	.571	386	342	44	Won 1
Washington	4	10	0	.286	246	296	-50	Lost 1

NFC NORTH	W	L	T	PCT	PF	PA	DIFF	STRK
z-Minnesota	11	3	0	.786	396	269	127	Lost 1
Green Bay	9	5	0	.643	380	280	100	Lost 1
Chicago	5	9	0	.357	254	322	-68	Lost 2
Detroit	2	12	0	.143	233	437	-204	Lost 4

NFC SOUTH	W	L	T	PCT	PF	PA	DIFF	STRK
z-New Orleans	13	1	0	.929	483	298	185	Lost 1
Atlanta	7	7	0	.500	312	312	0	Won 1
Carolina	6	8	0	.429	251	289	-38	Won 1
Tampa Bay	2	12	0	.143	214	363	-149	Won 1

NFC WEST	W	L	T	PCT	PF	PA	DIFF	STRK
z-Arizona	9	5	0	.643	337	282	55	Won 1
San Francisco	6	8	0	.429	282	269	13	Lost 1
Seattle	5	9	0	.357	257	325	-68	Lost 2
St. Louis	1	13	0	.071	159	377	-218	Lost 6

American Football Conference

AFC EAST	W	L	T	PCT	PF	PA	DIFF	STRK
New England	9	5	0	.643	365	244	121	Won 2
Miami	7	7	0	.500	316	333	-17	Lost 1
NY Jets	7	7	0	.500	282	221	61	Lost 1
Buffalo	5	9	0	.357	225	288	-63	Lost 1

AFC NORTH	W	L	T	PCT	PF	PA	DIFF	STRK
Cincinnati	9	5	0	.643	288	244	44	Lost 2
Baltimore	8	6	0	.571	350	225	125	Won 2
Pittsburgh	7	7	0	.500	315	280	35	Won 1
Cleveland	3	11	0	.214	199	349	-150	Won 2

AFC SOUTH	W	L	T	PCT	PF	PA	DIFF	STRK
*-Indianapolis	14	0	0	1.000	394	248	146	Won 14
Jacksonville	7	7	0	.500	266	322	-56	Lost 2
Tennessee	7	7	0	.500	320	347	-27	Won 2
Houston	7	7	0	.500	327	286	41	Won 2

AFC WEST	W	L	T	PCT	PF	PA	DIFF	STRK
z-San Diego	11	3	0	.786	389	283	106	Won 9
Denver	8	6	0	.571	275	250	25	Lost 2
Oakland	5	9	0	.357	175	335	-160	Won 1
Kansas City	3	11	0	.214	240	383	-143	Lost 4

* - Clinched Division and Home Field

z - Clinched Division x - Clinched Playoff Berth




WASHINGTON REDSKINS



REDSKINS TV PROGRAMS

The Redskins Broadcast Network is the TV and Radio production department of the team. The content delivered by RBN includes preseason game broadcasts on NBC4 and Comcast SportsNet. In addition to its nightly Redskins Nation broadcast on Comcast SportsNet at 6 and 10:30 p.m., RBN produces five original TV shows each season broadcast in the Washington, D.C. region:

INSIDE THE REDSKINS		
Saturdays	10-11 a.m.	NBC4
JIM ZORN COACHES SHOW		
Saturdays	7:30-8 p.m.	NBC4
REDSKINS LATE NIGHT		
Sunday	1:30-2 a.m.	NBC4
REDSKINS GAME DAY		
Sunday	11 a.m.-noon	FOX 5
REDSKINS GAME PLAN		
Sunday	11:30 a.m.-12 noon	NBC4



RBN produces content for Redskins.comTV, which features exclusive interviews with coaches, players and team officials, the Redskins Cheerleaders at the annual swimsuit calendar shoots, and on-field action from the practice fields at Redskins Park to game day at FedExField. The site works under a theme of "Redskins Un-

filtered," in an effort to provide Redskins fans with complete, unedited press conferences and immediate news and information.

The executive producer of RBN is Larry Michael, the Voice of the Washington Redskins.

His staff includes RBN veterans Rebecca Mejia, Director of Production; Charlie Broyhill, Coordinating Producer; and Megan Imbert, Producer. Also, James Heuser, Producer; Jordan Beane, Technical Coordinator; and Ed Clark, Producer. From the sideline to the locker room, Redskins Broadcast Network goes where no other media outlet can go, for the real story on the Washington Redskins, 365 days a year.



INJURY UPDATE

- Quarterback **Jason Campbell** suffered a left shoulder sprain last week, but returned to action.
- Defensive end **Andre Carter** suffered a torn biceps last week against the Giants, but is expected to play this Sunday.
- Defensive tackle **Cornelius Griffin** missed last week's contest with a shoulder strain.
- Right tackle **Stephon Heyer** re-injured a knee in the first half and did not return. He was replaced by William Robinson, who was making his NFL debut.



NFL SCHEDULE

WEEK 16

FRIDAY, DEC. 25	TIME (ET)	TV	LOCATION
San Diego at Tennessee	8:20 PM	NFL	LP Field
SUNDAY, DEC. 27			
Buffalo at Atlanta	1:00 PM	CBS	Georgia Dome
Kansas City at Cincinnati	1:00 PM	CBS	Paul Brown Stadium
Oakland at Cleveland	1:00 PM	CBS	Cleveland Browns Stadium
Seattle at Green Bay	1:00 PM	FOX	Lambeau Field
Baltimore at Pittsburgh	1:00 PM	CBS	Heinz Field
Houston at Miami	1:00 PM	CBS	Land Shark Stadium
Jacksonville at New England	1:00 PM	CBS	Gillette Stadium
Tampa Bay at New Orleans	1:00 PM	FOX	Superdome
Carolina at NY Giants	1:00 PM	FOX	Giants Stadium
Detroit at San Francisco	4:05 PM	FOX	Candlestick Park
St. Louis at Arizona	4:05 PM	FOX	U of Phoenix Stadium
NY Jets at Indianapolis	4:15 PM	CBS	Lucas Oil Stadium
Denver at Philadelphia	8:20 PM	CBS	Lincoln Financial Field
Dallas at Washington	8:20 PM	NBC	FedExField
MONDAY, DEC. 28			
Minnesota at Chicago	8:30 PM	ESPN	Soldier Field



PRONUNCIATION GUIDE

Players

Reed Doughty	"DOW-tee"
Paul Fanaika	"fun-EYE-kuh"
Graham Gano	"guh-KNOW"
Quinton Ganther	"qwin-TAWN"
Kedric Golston	"KEH-drick"
Stephon Heyer	"STEPH-on" "HIGH-er"
Brian Orakpo	"uh-RACK-po"
Casey Rabach	"RAH-bock"
Justin Tryon	"TRI-on"

Coaches

Greg Blache	"BLOSH"
Bill Kyahat	"KY-at"
Chris Meidt	"MIGHT"
Scott Wachenheim	"WOK-en-hime"

WASHINGTON REDSKINS



2009 WASHINGTON REDSKINS BY POSITION

QUARTERBACKS (3)/RETURNING STARTERS (1)

Quarterback Jason Campbell threw a touchdown pass for the fourth straight game last week against the Giants. Campbell found tight end Fred Davis early in the third quarter for his 18th touchdown pass of the season, a single-season high for Campbell. For the game, Campbell finished 15-for-28 for 192 yards, one touchdown and two interceptions. He also ran for 36 yards on two carries. Campbell's eight touchdown passes over the past four weeks are the most over a four-game stretch in his career. Additionally, his eight touchdown passes are the third most touchdowns in the NFL over that same span (according to STATS, Inc.).

On the season, Campbell is 275-for-426 (64.6%) for 3,138 yards and 18 touchdowns and 14 interceptions for a passer rating of 87.0. In addition, Campbell has run the ball 40 times for 215 yards and one touchdown which makes him fourth among quarterbacks in the NFL (according to STATS, Inc.).

Campbell had his third straight multi-touchdown passing game - the first such streak of his career - in Oakland two weeks ago. Campbell threw for two touchdowns, both to tight end Fred Davis, in the first half. Campbell completed 16 of his 28 pass attempts for 222 yards and two touchdowns to finish with a passer rating of 106.5. Campbell finished with a passer rating over 100.0 for the second straight week. The last time he accomplished that was September 21 and September 28 of 2008 against the Dallas Cowboys and Arizona Cardinals respectively.

Against the Saints in Week 13, Campbell set season highs in completions, yards, touchdowns and passer rating. Campbell threw for 367 yards on 30-of-42 (71.4%) passing, two touchdowns and one interception for a passer rating of 111.9. Brad Johnson was the last Redskin quarterback to throw for that many yards, when he set a franchise record with 471 yards at San Francisco on December 26, 1999.

Campbell's 367 passing yards was a career high, surpassing his previous best of 348, which he set at Dallas on November 18, 2007. It marked Campbell's sixth-career 300-yard passing day and his first since Week 3 of this season at Detroit (340). Campbell's three touchdown passes tied his career high, originally set on November 11, 2007, against the Eagles. Campbell moved into seventh all-time in Redskins history passing Gus Frerotte with a 5-yard touchdown pass to wide receiver Devin Thomas in the second quarter. Campbell now has 52 touchdown passes for his career. Campbell also moved past Frerotte into sixth all-time in passing yards in Redskins history. Campbell now has 10,188 career passing yards.

Campbell ran for a touchdown and threw for two more on his way to totaling 231 passing yards against the Eagles in Week 12. Campbell capped off the opening drive with a one yard touchdown run, his first of the season. In the second quarter, Campbell connected with wide receiver Santana Moss on a quick slant for a four yard touchdown pass to give the Redskins a 14-13 lead. On the Redskins'

opening drive of the second half, Campbell avoided pressure from the Eagles, rolled out of the pocket and found tight end Fred Davis for a 10-yard touchdown. For the game, Campbell was 22-for-37 (59.4%) for 231 yards, two touchdowns and two interceptions to finish with a passer rating of 73.1.

Against Dallas in Week 11, Campbell completed 24 of his 37 passes attempts for 256 yards and one interception to finish with a passer rating of 73.7. Campbell displayed a strong pocket presence evading the pass rush on several occasions to complete passes including a 26-yard completion to wide receiver Devin Thomas in the first quarter and a 36-yard completion to wide receiver Malcolm Kelly, the longest reception of Kelly's career. Campbell completed all twelve of his third down pass attempts for 150 yards. Seven of the third down completions resulted in first downs.

Campbell completed passes to nine different receivers including a 2-yard touchdown pass to tight end Todd Yoder on the team's opening possession against the Broncos in Week 10. Campbell completed 17 of his 26 passes, 9-for-9 in the second half, for 193 yards and one touchdown to finish with a passer rating of 100.3.

In Week 7 against the Eagles, Campbell completed 29 of his 43 passes (67.4%) for 284 yards, his third highest total of the season, and two touchdowns.

In Week 4 against the Buccaneers, Campbell threw two touchdown passes in the third quarter, one to tight end Chris Cooley and one to wide receiver Santana Moss, to lead the Redskins back from a 10-0 halftime deficit. The touchdown pass to Moss covered 59 yards and was the second straight week Campbell hooked up with Moss for a touchdown pass over 50 yards.

For his career, Campbell has completed 950-of-1,556 career passing attempts (61.1%) for 10,380 yards with 53 touchdowns and 37 interceptions for a passer rating of 82.2.

Backing up Campbell is steady veteran Todd Collins. Collins entered the game for an injured Campbell last week against the Giants and went 2-for-4 for 57 yards including a 46-yard completion to Santana Moss.

Against the Falcons in Week 9, Collins entered the game for an injured Jason Campbell. He completed 4 of his 5 pass attempts for 12 yards. In Week 6 against Kansas City, Collins entered the game after halftime and was 6-for-14 (42.9%) for 75 yards.

Richard Bartell was signed off of the Jacksonville Jaguars practice squad prior to the Week 12 game against the Eagles. He spent all of 2007 and parts of 2008 on the Dallas Cowboys practice squad along with a short stint with the Cleveland Browns at the end of the 2008 season. Bartell was inactive against the Raiders and Giants the past two weeks.

WASHINGTON REDSKINS

RUNNING BACKS (4)/RETURNING STARTERS (1)

Rock Cartwright, in his eighth season stepped into the starting running back role in Week 12 and Week 13 following season-ending injuries to Clinton Portis and Ladell Betts. On Monday against the Giants, Cartwright pulled in a 51-yard pass from Jason Campbell. The reception marked a career long for Cartwright.

Cartwright finished with 39 yards on 13 carries in Week 13 against the Saints and also caught three passes for 31 yards. Against the Eagles in Week 12, Cartwright carried the ball 15 times for 38 yards and caught three passes for 26 yards. Cartwright made his first start at running back since December 27, 2003, also against the Eagles.

In Week 11, Cartwright entered the game after Betts left with a knee injury. Cartwright finished with 140 total yards, a career high. He amassed 67 yards on the ground on 13 carries (5.2 avg.) and caught seven passes for 73 yards (10.4 avg.), also a career high.

Cartwright teamed up with Betts against the Denver Broncos in Week 10 to help the Redskins amass 174 rushing yards, their most since November 23, 2008, against the Seahawks. Cartwright carried the ball nine times for 41 yards (4.6 avg.). On the season, Cartwright has 60 carries for 219 yards (3.7 avg.) and 21 receptions for 209 yards (10.0 avg.). Cartwright caught his second career touchdown pass in Week 3 at Detroit.

Quinton Ganther scored for the second straight week on Monday against the Giants. Ganther has three touchdowns in the past two games. Ganther finished with 21 yards on 10 carries and one touchdown. He also caught two passes for 19 yards.

Ganther made his first career start in Week 14 against the Raiders and set career highs with 14 carries, 50 yards rushing, two rushing touchdowns and 93 yards from scrimmage. Ganther's two touchdowns were the first of his career and his 42-yard reception in the first quarter was a career-long.

Against the Saints in Week 13, Ganther carried the ball eight times for 46 yards (5.8 avg.). Week 12 in Philadelphia, Ganther chipped in with 32 yards on five carries. Against Dallas in Week 11, Ganther added six yards on three carries. Ganther, who played in his first game as a Redskin in Week 10 against the Denver Broncos, has 43 carries for 159 yards and seven catches for 76 yards on the season.

Marcus Mason was resigned following the injury to Ladell Betts. Mason led all Redskin running backs in yards last week against the Giants. He finished with 25 yards on four carries and added 25 yards on two receptions. Mason contributed in Week 14 against the Raiders carrying the ball six times for 32 yards (5.3 avg.) and added one catch for nine yards.

In Week 13, Mason carried the ball three times for four yards against the Saints and carried the ball three times for 10 yards in Philadelphia in Week 11. Mason was on the roster for the first six games of the season, playing in three. Mason carried the ball six times for 19 yards in those three contests. On the season, Mason has 22 carries for 90 yards and five catches for 51 yards.

Fullback Mike Sellers, who earned his first Pro Bowl selection in his ninth NFL season in 2008, caught his first

touchdown pass of the season from punter Hunter Smith against the Denver Broncos in Week 10. The 35-yard touchdown reception was the second longest of Sellers' 10-year career and came a week after he established his career long of 47 yards against the Falcons. Sellers finished with three catches for 53 yards, which was also a career high, in Week 9. On the season, Sellers has 14 catches for 164 yards and one touchdown. Sellers was inactive against the Raiders in Week 14 as a result of a thigh injury sustained against the Saints two weeks ago.

In his career, Sellers has appeared in 143 games with 54 starts at fullback, H-back and at tight end. Sellers has totaled 99 career receptions for 844 yards (8.5 avg.) and 17 touchdowns, as well as 156 career yards rushing on 46 carries (3.4 avg.) with three touchdowns.

Running backs Clinton Portis and Ladell Betts and fullback Eddie Williams have been placed on the Injured Reserve.

WIDE RECEIVERS (5)/RETURNING STARTERS (2)

Santana Moss caught three passes for 55 yards Monday against the Giants including a 46-yard reception. Moss leads the Redskins in receiving yards (755), receptions (56) and is second on the team in receiving touchdowns (3) through fourteen games this season. On the year, Moss has caught 56 passes for 755 yards (13.5 avg.) and three touchdowns. Two of his three touchdown receptions have covered over 50 yards.

Santana Moss caught four passes for 58 yards including a 30-yard reception early in the fourth quarter to help set up Quinton Ganther's second touchdown of the game against Oakland in Week 14.

Against the Saints in Week 13, Moss finished with five catches for 68 yards including a 38-yard reception that help setup the Redskins second touchdown of the day. On third and two from the Redskins 45-yard line, Jason Campbell found the streaking Moss along the sideline.

Moss pulled in his first touchdown reception since Week 4, against the Tampa Bay Buccaneers, in Week 12 against the Eagles. Working as the slot receiver, Moss ran a quick slant and pulled in Jason Campbell's 4-yard pass for the Redskins second score of the day. Moss finished with four catches for 28 yards and one touchdown.

In Week 4 against Tampa Bay, Moss caught a 59-yard touchdown pass from quarterback Jason Campbell to give the Redskins the lead. Moss finished with two catches for 74 yards (37.0 avg.) and one score. In Week 3 at Detroit, Moss caught 10 passes for 178 yards (17.8) including a 57-yard touchdown reception from Campbell.

For his career, Moss has played in 125 career games with 103 starts and owns 486 career receptions for 7,296 receiving yards (15.0 avg.) and 46 touchdowns.

Antwaan Randle El is second on team in receptions (44) and receiving yards (489) through fourteen games this season. Last week against the Giants, he finished with three catches for 25 yards.

In Week 13 against the Saints, Randle El caught four passes for 73 yards including a 44-yard reception that was his longest catch since he pulled in a 54-yarder against the Dolphins in the 2007 season opener. Randle El finished with a team-high 98 receiving yards on 7 catches in

WASHINGTON REDSKINS

Week 1 against the Giants.

Devin Thomas caught a pass of 25 yards or more for the fifth straight game in Oakland in Week 14. Thomas pulled in a 29-yard reception in the second quarter and finished with two catches for 38 yards.

In Week 13, Thomas recorded season highs with seven catches, 100 receiving yards and two touchdowns. It was the second straight week Thomas set career highs in catches and receiving yards. Early in the third quarter, Thomas pulled in a 40-yard pass from Jason Campbell. It was the longest reception of his career.

In Week 10 against the Broncos, Thomas took a wide receiver screen pass and turned it up field for a 27-yard gain to help set up the go ahead touchdown by Ladell Betts. Thomas finished with two catches for 37 yards.

Against the Eagles in Week 7, Thomas caught his first career touchdown pass. Thomas finished with 3 catches for 45 yards and a touchdown. Against Kansas City in Week 6, Thomas started for the first time this season. Thomas has caught 25 passes for 325 yards and three touchdowns on the year.

In his second year out of Oklahoma, Malcolm Kelly has seen action each week at receiver after returning from offseason knee surgery. In Week 12 against the Eagles, Kelly finished with two catches for 50 yards.

In Week 11 against the Dallas Cowboys, Kelly caught a short pass from Jason Campbell and turned it up field for a 36-yard gain, the longest of his career which also eclipsed his season long of 18 yards which was set the week before. For the season, Kelly has 16 catches for 213 yards.

Seventh-round draft pick Marko Mitchell, who finished second in the NFL in receiving touchdowns (3) during the preseason, caught his first NFL pass in Week 9 against the Falcons. Mitchell finished the game with two receptions for 22 yards.

TIGHT ENDS (2)/RETURNING STARTERS (1)

The talented Fred Davis has entered the starting lineup in place of an injured Chris Cooley and leads the Redskins in touchdown receptions (6). Davis pulled in an 11-yard pass from Jason Campbell on the opening drive of the second half for his sixth touchdown of the season last week against the Giants. Davis finished with five catches for 65 yards and one touchdown.

Davis has five touchdowns in the past four games and three in the past two. He has a touchdown catch in his past four contests. Davis is the first Redskin to have a touchdown in four consecutive games in the same season since Chris Cooley in 2007. Since taking over for an injured Chris Cooley in Week 7 against the Eagles, Davis has the second most receiving touchdowns amongst tight ends in the NFL (according to STATS, Inc.). On the season, Davis has 40 catches for 434 yards and six touchdowns.

Davis caught two touchdown passes in the first half against the Raiders in Week 14 to finish with three catches for 50 yards and two touchdowns. Davis became the first Redskin with a touchdown catch in three consecutive games since Santana Moss in last season's opening three weeks.

Davis hauled in an 8-yard touchdown pass on the Red-

skins' opening drive in Week 13 against the Saints. On the day, Davis finished with five catches for 53 yards and a touchdown.

Davis was the team's leading receiver against the Broncos in Week 10. Davis finished with four catches for 50 yards. In Week 7 against the Eagles, Davis recorded career highs in receptions (8) and yards (78). In addition, Davis caught his first career touchdown pass.

Todd Yoder, entering his 10th NFL season serves as a valuable blocking tight end. Yoder has also demonstrated soft hands and become a valuable red zone target as he recorded a touchdown reception in back-to-back games against the Falcons and Broncos. The two touchdown receptions matched a career high set in 2003 while with the Tampa Bay Buccaneers. Against the Broncos in Week 10, Yoder caught a 2-yard Jason Campbell pass for the opening score of the game. Against the Falcons in Week 9, Yoder registered his first catch of the season and his first touchdown reception since September 21, 2008, against the Arizona Cardinals. Yoder stepped in for an injured Mike Sellers last week and contributed at fullback.

On the season, Yoder has two catches for five yards and two touchdowns. In 2008, Yoder caught eight passes for 50 yards and a touchdown.

Chris Cooley injured his ankle in Week 7 against the Eagles and was placed on the Injured Reserve.

OFFENSIVE LINEMEN (9)/RETURNING STARTERS (4)

Derrick Dockery, who returned from a two-year hiatus in Buffalo, where he helped Bills running back Marshawn Lynch to two consecutive 1,000-yard rushing seasons, has opened every game at left guard. Dockery has played in 110 consecutive games, with 107 consecutive starts, which ranks third among NFL guards.

Center Casey Rabach leads the unit for the fifth consecutive season. Rabach has appeared in 119 regular season contests with 100 starts, including 77 of the last 78 games for the Redskins (missed game with an injured groin vs. Arizona, 10/21/07).

Right guard Randy Thomas started the first two games of the season. In Week 2 against St. Louis, Thomas injured his right triceps and was placed on Injured Reserve. Guard/center Will Montgomery replaced him in the second quarter and started three games in place of Thomas. Chad Rinehart, a third-round pick in 2008, started in place of Thomas in Week 10 and 11. Rinehart injured his right ankle against the Cowboys in Week 11. Rinehart was placed on the Injured Reserve following the game.

He was replaced by Edwin Williams. Rinehart also started at right guard in Weeks 3 and 4.

Mike Williams has started at right guard the past three games after returning from an ankle injury. Williams also started at right tackle in Weeks 6, 7 and 9 as Stephon Heyer moved to left tackle in place of the injured Chris Samuels. Williams injured his ankle against the Falcons in Week 9 and was inactive against the Broncos and Cowboys.

Against Carolina in Week 5, Williams started at right guard, which was his first appearance in an NFL game in four years.

Heyer earned the right tackle spot during training

WASHINGTON REDSKINS

camp. Heyer, who made the team as an undrafted free agent in 2007, has provided key depth for the Redskins since the 2007 season, making 25 starts (18 at right tackle, 7 at left tackle). After opening the season at right tackle, Heyer was moved to the left side to replace an injured Chris Samuels in Week 6. Against Denver, Heyer moved back to the right tackle position after an injury to Mike Williams.

Heyer left the game early last week with an injury. He was replaced by tackle Will Robinson. For Robinson, it was his NFL debut.

Tackle Levi Jones was acquired by the team during Week 7 to provide additional depth along the offensive line. Jones has started at left tackle since Week 10 against the Broncos as Heyer moved back to right tackle to fill in for an injured Mike Williams. Jones recorded his first appearance in an NFL game since playing at Houston (10/26/08) in Week 10 against Denver.

College Free Agent Edwin Williams earned his first NFL start in Week 12 against the Eagles at right guard. Williams saw the first action of his NFL career against the Cowboys in Week 11. Williams replaced an injured Chad Rinehart at right guard. Williams was inactive last week against the Giants.

Guard Paul Fanaika, a 2009 seventh-round draft pick of the Eagles, was signed to the active roster following the Dallas game to provide support to the offensive line after the injury suffered to Chad Rinehart. Fanaika was inactive the past four weeks.

DEFENSIVE LINE (9)/STARTERS RETURNING (2)

Defensive tackle Albert Haynesworth returned from injury last week against the Giants and recorded his fourth sack of the season, which ranks third on the team. Haynesworth finished the evening with six tackles, all solo, and one sack. On the season, Haynesworth has 50 tackles (29 solo), four sacks and one fumble recovery.

Haynesworth returned to the starting lineup against the Saints in Week 13 after missing the prior two games with an injured right ankle. Haynesworth tallied two tackles and one batted ball on the afternoon.

Haynesworth led the defensive line in tackles in Week 9. He finished with six tackles (5 solo) and one tackle for a loss. Haynesworth recorded a sack for the second straight game against the Eagles in Week 7. Haynesworth finished the game with five tackles (3 solo) and one sack. Against Kansas City in Week 6, Haynesworth had his most productive game of the season. Haynesworth recorded six tackles (3 solo), four quarterback pressures, and one sack.

In Week 5 against Carolina, on the first play of the game, Haynesworth recovered a fumble forced by defensive tackle Kedric Golston. The fumble set up the Redskins first touchdown of the game. In Week 3, in Detroit, Haynesworth recorded his first sack in a Redskins' uniform.

Haynesworth teams with veteran defensive tackle Cornelius Griffin to form a stout tandem up the middle. Griffin was inactive last week with a shoulder sprain. Against the Cowboys in Week 11, Griffin tallied his second sack of the season. This season, Griffin has recorded 42 total

tackles (22 solo), three tackles for a loss and two sacks.

Defensive end Andre Carter added two more sacks to his season total in Oakland in Week 14 to go along with five tackles for a loss. Carter's 11 sacks is the second-best total of his career. It is 1.5 sacks short of the 12.5 he had in San Francisco in 2005. The 11 sacks also eclipses his Redskin career-high of 10.5, set in 2007. On the day, Carter finished with 15 tackles (14 solo), two sacks and five tackles for a loss.

For the season, Carter has 84 tackles (74 solo), 11 sacks, 14 tackles for a loss and three forced fumbles. Carter is tied for sixth, with teammate Brian Orakpo, in the NFL in sacks (according to NFL GSIS). In addition, Carter is first in the NFL for most tackles by a defensive lineman (according to STATS, Inc.).

In Week 13, Carter finished with five tackles (4 solo) and one tackle for a loss. In Week 12, Carter recorded his ninth sack of the season and added three tackles. Carter led the Redskins in tackles (11) and recorded 1.5 sacks in Week 10 against the Broncos.

In Week 7 against the Eagles, Carter finished with nine tackles (8 solo), two tackles for a loss and one sack. Carter recorded two sacks against the Chiefs in Week 6 and 2.5 sacks in Week 5 against Carolina. It was the first time in Carter's NFL career that he recorded at least two sacks in consecutive games.

Against the Chiefs, Carter became the first Redskin other than London Fletcher to lead the team in tackles this season, finishing with 11 tackles (7 solo), 2 sacks and one tackle for a loss. Against the Panthers, Carter finished with 10 tackles (5 solo), 2.5 sacks and one tackle for a loss.

On the other side of the line, veteran Phillip Daniels returns after missing the entire 2008 season with a torn ACL. This season, Daniels has recorded 40 tackles (23 solo).

Also seeing significant playing time this season is the versatile Lorenzo Alexander. Alexander recorded a sack for the second straight week last week against the Giants. He recorded his first sack of the year in Oakland in Week 14 and added a tackle for a loss.

Alexander recorded the first forced fumble of his career when he knocked the ball loose from Broncos running back Correll Buckhalter in the first quarter during the Week 10 match up. The fumble was recovered by safety Reed Doughty. This season, Alexander has recorded 17 tackles (14 solo), two sacks, two tackles for a loss, one fumble recovery and one forced fumble.

Joining Alexander in reserve roles are defensive tackles Kedric Golston and Anthony Montgomery, both former starters. The two are in their fourth season in Washington and provide depth up the middle. Golston started in place of the injured Cornelius Griffin last week and the injured Albert Haynesworth in Oakland two weeks ago. He recorded three tackles (2 solo) last week. He finished with five tackles (2 solo) in Oakland. Golston also started in place of an injured Haynesworth in Week 11 and Week 12.

In Week 13 against the Saints, Golston finished with 4 tackles, all solo, two of which were for a loss. In Week 9 against the Falcons, Golston recorded his first sack of the season and finished with four tackles, all solo, and one

WASHINGTON REDSKINS

sack. Golston has recorded 44 tackles (28 solo), one sack and five tackles for a loss on the season.

Montgomery, who had been nursing a knee injury this season, was active for the first time in Week 9 and saw playing time against Dallas and Philadelphia in Week 11 and 12. Montgomery added two solo tackles last week against the Raiders and recorded his first tackle of the season against the Saints in Week 13.

Renaldo Wynn was active for the first time this season last week against the Giants. He recorded one tackle.

Wynn has been inactive for 11 games this season and was not on the active roster against the Panthers and Chiefs in order to make roster space for punter Glenn Pakulak.

Jeremy Jarmon injured his ACL in Week 11 in Dallas and was placed on the Injured Reserve following the game.

Defensive end Rob Jackson, a seventh-round draft pick in 2008, was added to the 53-man roster this week after Jarmon was placed on the Injured Reserve. Jackson was a member of the Redskins practice squad for the first 11 games of the season. Jackson tallied his first tackle of the season in Week 13 against the Saints.

LINEBACKERS (7)/RETURNING STARTERS (2)

London Fletcher has led the Redskins or tied for the team lead in tackles in 10 of the 14 games this season. Against the Giants, Fletcher finished with eight tackles (7 solo), one of which was for a loss. In Week 14, Fletcher added 13 tackles to his season total (8 solo). Against the Saints in Week 13, Fletcher finished with 9 tackles (6 solo). Fletcher finished with a team-high 15 tackles (11 solo) and recorded his second sack of the season in Week 12 against the Eagles. Against Dallas in Week 11, Fletcher led the team in tackles with 15 (3 solo) and recorded his first interception of the season along with forcing a Marion Barber fumble which was recovered by DeAngelo Hall. Fletcher recorded his first sack of the season against the Buccaneers in Week 4.

Fletcher has double digit tackles in eight of the 14 games this season. He has 152 tackles on the season and is second in the NFL in that category (according to NFL GSIS).

Fletcher has not missed a contest in his previous 11 seasons, playing in 190 consecutive games, which is tied with Tampa Bay's Ronde Barber and Indianapolis' Peyton Manning for the second-longest consecutive streak among active players, excluding specialists. Fletcher has made 174 career starts, including 149 in a row, which trails only Minnesota's Brett Favre (283), Manning (190) and Tampa Bay's Ronde Barber (165).

Starting alongside Fletcher for the third straight year is Rocky McIntosh. McIntosh, who is second on the team in tackles (103), led the team in that category last week against the Giants. He finished with 11 tackles (7 solo). McIntosh picked off his first pass of the season against the Falcons in Week 9 and returned it 18 yards.

Redskins first-round draft pick (No. 13 overall) Brian Orakpo recorded four sacks against the Raiders in Week 14 to raise his season total to 11 and is now tied with Andre Carter for sixth in the NFL in sacks (according to NFL GSIS). He leads all NFL rookies in the category.

Orakpo's four sacks is a career high and tied a Redskins franchise record, shared with Ken Harvey, Dexter Manley, Diron Talbert and Phillip Daniels, who was the last to do it on December 18, 2005 against the Cowboys. Orakpo became the first rookie to record four sacks in a game since Cornelius Bennett, on December 27, 1987, at Philadelphia. Orakpo's 11 sacks extend his franchise record for a rookie and he became the 13th rookie in the last 15 years to register double-digit sacks, and ninth with at least 11.

Orakpo recorded 1.5 sacks against the Broncos in Week 10 and recorded two sacks against the Falcons in Week 9. With the 1.5 sacks against the Broncos, Orakpo set a Redskin rookie sack record for a season. The previous mark of six was shared by Dean Hamel (1985) and Andre Collins (1990). Through nine games, Orakpo's seven sacks were the most in a season by any NFL rookie since 2006, when Chicago's Mark Anderson registered 12.

Orakpo became the first Redskins rookie to have at least a half-sack in four straight games against the Chiefs in Week 6. He is the first Redskins player with a half-sack in four straight games in one season since Marco Coleman in 2000 and he is the first NFL rookie to do so since Chicago's Mark Anderson in 2006. On the season, he has recorded 55 tackles (37 solo) and 11.0 sacks.

Similar to Orakpo, third-year player Chris Wilson has moved from his defensive end spot to add depth at linebacker, while also seeing action as a situation pass-rusher with his hand in the dirt. Against Philadelphia in Week 12, Wilson hit Eagles' quarterback Donovan McNabb's arm while throwing resulting in an interception for cornerback Justin Tryon. This season, Wilson has recorded 10 tackles (9 solo), one tackle for a loss and one sack.

H.B. Blades, who has played in 44 games during his first two-plus seasons, with five starts, serves as a valuable reserve at all three linebacker positions. Blades leads the Redskins with 29 special teams tackles and against the Saints in Week 13 recorded 4 tackles, one of which was for a loss. On the season, Blades has 10 tackles (9 solo) and one tackle for a loss.

Sixth-round draft pick Robert Henson was active for the first time this season in Week 9 against the Falcons.

Linebacker Alvin Bowen was signed to the active roster following the team's Week 12 contest in Philadelphia. Bowen has been part of the Redskins' practice squad since September 24th. Bowen was part of the Bills' practice squad for the first two weeks of the season.

Curtis Gatewood was signed to the active roster prior to the Week 15 match up against the Giants. Gatewood was signed off the Pittsburgh Steelers practice squad.

DEFENSIVE BACKS (11)/RETURNING STARTERS (4)

The Redskins' secondary features cornerbacks DeAngelo Hall and Carlos Rogers, as well as safeties Chris Horton, Reed Doughty and LaRon Landry. Hall, a two-time Pro Bowl selection, joined the Redskins midway through the 2008 season and immediately paid dividends, totaling 27 tackles (21 solo), two interceptions, eight passes defensed and one fumble recovery in seven games.

This season, Hall has amassed 51 tackles (29 solo), nine passes defensed and four interceptions. Hall recovered a

WASHINGTON REDSKINS

Marion Barber fumble in Week 11 to increase his take-away total to five this season which leads the team.

Hall registered his fourth interception of the season against the Broncos in Week 10. Hall intercepted a Chris Simms' pass intended for Broncos wide receiver Brandon Marshall. Hall returned the interception 30 yards and lateraled to safety LaRon Landry who brought the ball back an additional 13 yards.

In Week 5 against the Panthers, Hall intercepted a deflected Jake Delhomme pass and returned it 44 yards to the Carolina's one-yard line to help set up the Redskins second touchdown of the day. Against the Buccaneers in Week 4, Hall intercepted a Josh Johnson pass and returned it 22 yards to help set up a Shaun Suisham field goal. Hall is tied for sixth in the NFL in interceptions.

Carlos Rogers is tied for the team lead in passes defensed (9) through 14 games of the season. This season, Rogers has recorded 38 tackles (28 solo) and recovered a fumble. In Oakland two weeks ago, Rogers led the secondary in tackles with eight (7 solo).

Safety Reed Doughty recorded his second sack of the season against the Raiders in Week 14. Against the Saints in Week 13, Doughty led the team along with London Fletcher in solo tackles with six.

Doughty was second on the team in tackles against the Eagles in Week 12. Doughty finished with 10 tackles (9 solo). Doughty finished with seven tackles (5 solo) against Dallas Week 11 and 10 tackles against Denver (8 solo) in Week 10. Doughty also recovered a first quarter fumble caused by Lorenzo Alexander. It was Doughty's first take-away of the year. On the season, Doughty is third on the team in tackles (88) and is third on the team in tackles for a loss (4).

Safety Reed Doughty earned his first start of the season in Week 4 against Tampa Bay and led the team in solo tackles (8). He finished with 9 tackles for the game. In Week 6 against the Chiefs, Doughty was second on the team in tackles (10). Doughty recorded his first sack of the year against Philadelphia in Week 7. In addition, Doughty is tied for second on the team in special teams tackles (21).

Landry tallied his first interception of the year along with 7 tackles (5 solo) and one forced fumble in Oakland two weeks ago. He led the team in tackles for the first time this season against the Saints in Week 13 and recorded his first sack of the season. Landry finished with 13 tackles (12 solo) and one sack.

Landry is fourth on the team in total tackles (85) and third on the team in solo tackles (72) through 14 games. Landry set up Hall's interception in Week 1 in New York when he deflected a pass by Eli Manning.

Fred Smoot started in place of an injured DeAngelo Hall in Weeks 12, 13 and 14. In Week 14, Smoot finished with five tackles (3 solo) and one pass defensed. Against the Saints in Week 13, Smoot finished with six tackles (five solo) and two passes defensed.

In Week 12 in Philadelphia, cornerback Justin Tryon recorded his first NFL interception. Early in the fourth quarter, Donovan McNabb's pass was deflected by defensive end Chris Wilson and Tryon was in position to intercept the pass which help set up a Shaun Suisham field goal. In addition, Tryon defensed two passes, raising his

season total to four. A hip injury caused Tryon to miss the Saints game in Week 13.

In Week 4 against Tampa Bay, Justin Tryon (fourth-round pick in 2008) recorded his first sack of his career. Tryon finished the game with 6 tackles (3 solo) and one sack. Tryon has 24 tackles (19 solo), one sack, one interception and four passes defensed on the season.

Rookie Kevin Barnes (third-round pick in 2009), saw his first action of his young NFL career in Week 12 against the Eagles. Barnes finished with two tackles for the game.

Two weeks ago, Moore intercepted Saints quarterback Drew Brees for the first interception of his career. In Week 5, Moore recorded his first tackle of the season. In addition, Moore is third on the team in special teams tackles (20).

Byron Westbrook earned the first start of his NFL career against the Saints in Week 13 and finished with three tackles (2 solo). Westbrook also added two special teams tackles. Westbrook is fifth on the team in special teams tackles with 13.

Safety Lendy Holmes, signed as a college free agent in 2009, was added to the active roster prior to Week 10's game against the Broncos. He will be looked upon to add depth to the secondary with the absence of Chris Horton and support the special teams.

Chris Horton injured his toe against the Falcons in Week 9 and was placed on Injured Reserve.

SPECIALISTS (3)/RETURNING STARTERS (2)

Kicker Graham Gano was added to the roster following Week 13 and made his Redskin and NFL debut in Oakland in Week 14. Gano converted both of his field goal attempts. He was successful from 46 yards and 41 yards.

Gano spent time with the Baltimore Ravens in the pre-season who signed him as a college free agent. Recently, he played for the UFL's Las Vegas Locomotives and kicked the game winning field goal in the UFL championship game.

Veteran punter Hunter Smith joined the Redskins after 10 successful seasons in Indianapolis. Smith has been looked upon to significantly bolster a punting game which struggled in 2008. For his career, Smith has played in 171 games and totaled 621 punts for 26,940 yards (43.4 avg.), with a net average of 35.3 yards.

Smith, who played quarterback in high school, threw for his first career touchdown pass against Denver in Week 10. Smith completed a 35-yard pass to Mike Sellers for the Redskins' second touchdown of the game. In Week 1 against the Giants, Smith ran for a touchdown off of a fake field goal. Smith is the only specialist in the league to throw for a touchdown and run for a touchdown this season.

Long snapper Ethan Albright, a Pro Bowl selection following the 2007 season, is in his 15th NFL season looking to remain one of the league's most consistent players at his position. Albright has appeared in all 16 regular season games for the past 13 seasons (208 contests) with Buffalo, 1996-2000, and Washington, 2001-2008.

Devin Thomas and Antwaan Randle El, serve as the primary kickoff and punt returners, respectively.

WASHINGTON REDSKINS

**INDIVIDUAL AND TEAM
STATISTICS**



2009 REGULAR SEASON

2009 WASHINGTON REDSKINS STATISTICS

WON 4, LOST 10

09/13 L 17-23	at New York Giants	78,206
09/20 W 9- 7	St. Louis	87,780
09/27 L 14-19	at Detroit	40,896
10/04 W 16-13	Tampa Bay	86,412
10/11 L 17-20	at Carolina	73,487
10/18 L 6-14	Kansas City	79,572
10/26 L 17-27	Philadelphia	88,241
11/08 L 17-31	at Atlanta	67,982
11/15 W 27-17	Denver	85,247
11/22 L 6- 7	at Dallas	85,277
11/29 L 24-27	at Philadelphia	69,144
12/06 L 30-33 OT	New Orleans	84,520
12/13 W 34-13	at Oakland	44,506
12/21 L 12-45	New York Giants	78,359
12/27	Dallas	
01/03	at San Diego	

* RUSHING	No.	Yds	Avg	Long	TD
Portis	124	494	4.0	78	1
Cartwright	60	219	3.7	34	0
Campbell	40	215	5.4	21	1
Betts	56	210	3.8	18	2
Ganther LG	43	159	3.7	13	3
Ganther TM	43	159	3.7	13	3
Mason	22	90	4.1	20	0
Moss	2	8	4.0	6	0
H. Smith	1	8	8.0	8t	1
Collins	1	0	0.0	0	0
D. Thomas	3	-2	-.7	2	0

TEAM	352	1401	4.0	78	8
OPPONENTS	402	1641	4.1	67t	9

* RECEIVING	No.	Yds	Avg	Long	TD
Moss	56	755	13.5	59t	3
Randle El	44	489	11.1	44	0
Davis	40	434	10.9	29	6
Cooley	29	332	11.4	25	2
D. Thomas	25	325	13.0	40	3
Cartwright	21	209	10.0	51	1
Betts	17	179	10.5	25	0
Kelly	16	213	13.3	36	0
Sellers	14	164	11.7	47	1
Portis	9	57	6.3	10t	1
Ganther LG	7	76	10.9	42	0
Ganther TM	7	76	10.9	42	0
Mason	5	51	10.2	17	0
Mitchell	3	28	9.3	11	0
Yoder	2	5	2.5	3t	2
TEAM	288	3317	11.5	59t	19
OPPONENTS	261	2956	11.3	75t	16

* INTERCEPTIONS	No.	Yds	Avg	Long	TD
Hall	4	114	28.5	44	0
McIntosh	1	18	18.0	18	0
Moore	1	14	14.0	14	0
Landry	1	12	12.0	13	0
Tryon	1	3	3.0	3	0
Fletcher	1	2	2.0	2	0
TEAM	9	163	18.1	44	0
OPPONENTS	15	282	18.8	62t	3

* PUNTING	No.	Yds	Avg	Net	TB	In	Lg	B
H. Smith	44	1902	43.2	37.3	5	17	59	0
Pakulak	13	498	38.3	33.2	1	4	57	0
Paulescu TM	3	150	50.0	46.0	0	0	53	0
Suisham	3	80	26.7	25.3	0	1	32	0
TEAM	63	2630	41.7	36.3	6	22	59	0
OPPONENTS	64	2630	41.1	38.4	4	25	68	0

* PUNT RETURNS	Ret	FC	Yds	Avg	Long	TD
Randle El	15	18	58	3.9	15	0
Moss	9	1	39	4.3	11	0
Barnes	1	0	0	0.0	0	0
Hall	1	2	-2	-2.0	-2	0
Westbrook	1	0	0	0.0	0	0
TEAM	27	21	95	3.5	15	0
OPPONENTS	29	18	223	7.7	29	0

* KICKOFF RETURNS	No.	Yds	Avg	Long	TD
Cartwright	32	717	22.4	42	0
D. Thomas	20	439	22.0	39	0
Betts	1	29	29.0	29	0
Ganther LG	1	25	25.0	25	0
Ganther TM	1	25	25.0	25	0
Mason	1	18	18.0	18	0
Sellers	1	13	13.0	13	0
Wilson	1	8	8.0	8	0
TEAM	57	1249	21.9	42	0
OPPONENTS	50	978	19.6	55	0

* FIELD GOALS	1-19	20-29	30-39	40-49	50+									
Suisham	0/ 0	8/ 9	5/ 6	5/ 5	0/1									
Gano	0/ 0	0/ 0	0/ 0	2/ 2	0/0									
TEAM	0/ 0	8/ 9	5/ 6	7/ 7	0/1									
OPPONENTS	1/ 1	10/10	8/ 8	7/10	1/3									
Suisham:	(27G)	(21G,28G,23G)	()	(42G)	(38G)	(40G,28G)	(47G)	(48G)	(30G,35G)	(45G,39N,31G,50N)	(25G)			
	(32G,28G,21G,23N)	()	()	()	()	()	()	()	()	()	()			
Gano:	()	()	()	()	()	()	()	()	()	()	()			
OPPONENTS:	(28G,45G,28G)	()	(39G,26G)	(49N,48N,37G,22G)	(43G)	(39G,46G,46G,24G)	(47G,44G)	(33G)	(24G)	(46N)	(29G,24G,41G,32G)	(34G,27G,28G,58N,18G)	(34G,66N,54G)	(38G)

Washington		Opponents	
TOTAL FIRST DOWNS	247	239	
Rushing	64	77	
Passing	168	144	
Penalty	15	18	
3rd Down: Made/Att	74/186	74/193	
3rd Down Pct.	39.8	38.3	
4th Down: Made/Att	7/20	3/14	
4th Down Pct.	35.0	21.4	
POSSESSION AVERAGE	28:50	31:10	
TOTAL NET YARDS	4451	4358	
Avg. Per Game	317.9	311.3	
Total Plays	845	868	
Avg. Per Play	5.3	5.0	
NET YARDS RUSHING	1401	1641	
Avg. Per Game	100.1	117.2	
Total Rushes	352	402	
NET YARDS PASSING	3050	2717	
Avg. Per Game	217.9	194.1	
Sacked/Yards Lost	41/267	38/239	
Gross Yards	3317	2956	
Att./Completions	452/288	428/261	
Completion Pct.	63.7	61.0	
Had Intercepted	15	9	
PUNTS/AVERAGE	63/41.7	64/41.1	
NET PUNTING AVERAGE	63/36.3	64/38.4	
PENALTIES/YARDS	78/632	92/725	
FUMBLES/BALL LOST	25/12	21/6	
TOUCHDOWNS	27	30	
Rushing	8	9	
Passing	19	16	
Returns	0	5	

* SCORE BY PERIODS	Q1	Q2	Q3	Q4	OT	PTS
TEAM	41	60	81	64	0	246
OPPONENTS	79	108	30	76	3	296

* SCORING	TD-Ru	Pa	Rt	K-PAT	FG	S	PTS	
Suisham	0	0	0	20/21	18/21	0	74	
Davis	6	0	6	0	0	0	36	
Ganther LG	3	3	0	0	0	0	18	
Ganther TM	3	3	0	0	0	0	18	
Moss	3	0	3	0	0	0	18	
D. Thomas	3	0	3	0	0	0	18	
Betts	2	2	0	0	0	0	12	
Cooley	2	0	2	0	0	0	12	
Portis	2	1	1	0	0	0	12	
Yoder	2	0	2	0	0	0	12	
Gano	0	0	0	0	4/ 5	2/ 2	10	
Campbell	1	1	0	0	0	0	6	
Cartwright	1	0	1	0	0	0	6	
Sellers	1	0	1	0	0	0	6	
H. Smith	1	1	0	0	0	0	6	
TEAM	27	8	19	0	24/26	20/23	0	246
OPPONENTS	30	9	16	5	27/27	27/32	2	296

2-Pt. Conversions: TEAM 0-1, OPPONENTS 2-3
SACKS: Carter 11, Orakpo 11, Haynesworth 4, Alexander 2, Doughty 2, Fletcher 2, Griffin 2, Golston 1, Landry 1, Tryon 1, Wilson 1, TEAM 38, OPPONENTS 41
FUM/LOST: Campbell 11/3, Randle El 3/2, Collins 2/0, Moss 2/1, Barnes 1/1, Cooley 1/0, Moore 1/1, Portis 1/1, Rabach 1/1, Sellers 1/1, Westbrook 1/1

* PASSING	Att	Cmp	Yds	Cmp%	Yds/Att	TD	TD%	Int	Int%	Long	Sack/Lost	Rating
Campbell	426	275	3138	64.6	7.37	18	4.2	14	3.3	59t	38/ 245	87.0
Collins	23	12	144	52.2	6.26	0	0.0	0	0.0	46	2/ 11	71.6
H. Smith	2	1	35	50.0	17.50	1	50.0	1	50.0	35t	0/ 0	95.8
Portis	1	0	0	0.0	0.00	0	0.0	0	0.0	---	0/ 0	39.6
Randle El	0	0	0	---	---	0	---	0	---	---	1/ 11	---
TEAM	452	288	3317	63.7	7.34	19	4.2	15	3.3	59t	41/ 267	85.9
OPPONENTS	428	261	2956	61.0	6.91	16	3.7	9	2.1	75t	38/ 239	85.4

2009 WASHINGTON REDSKINS DEFENSIVE STATISTICS

(According to coaches film)

PLAYER	TOTAL TACKLES			TFL	YARDS	SACKS	YARDS	QB Hurries	INTS/ YARDS	PASS DEF	FUMBLES FORCED	FUMBLES RECOV.
	SOLO	ASST										
Fletcher, London	152	96	56	3	-2	2.0	-2	3	1/6	6	1	
McIntosh, Rocky	107	57	50	2	-3			4	1/18	2	2	
Doughty, Reed	88	75	13	4	-2	2.0	-4			2		1
Landry, LaRon	85	73	12	3	-2	1.0	-11	1	2/12	7	2	
Carter, Andre	84	67	17	12	-32	11.0	-67	45		4	3	
Orakpo, Brian	56	38	18	4	-6	11.0	-76	19		1		
Hall, DeAngelo	51	29	22						4/115	9		1
Haynesworth, Albert	50	35	15	2	-4	4.0	-28	21		5		1
Golston, Kedric	44	28	16	5	-15	2.0	-8	10		1	1	
Griffin, Cornelius	42	22	20	3	-8	2.0	-12	2		2	1	
Daniels, Phillip	40	23	17	1	-1			7		3		
Rogers, Carlos	38	28	10							9		1
Horton, Chris	36	27	9	2	-7					3		1
Smoot, Fred	32	23	9							8		
Tryon, Justin	24	19	5			1.0	-4		1/3	5		
Alexander, Lorenzo	16	13	3	2	-1	2.0	-21	4		2	1	1
Wilson, Chris	12	11	1	1	-1	2.0	-6	5				
Blades, H.B.	10	8	2	1	-2							
Jarmon, Jeremy	9	8	1					2		1	1	
Moore, Kareem	5	4	1						1/14	3		
Westbrook, Byron	4	2	2							1		
Montgomery, Anthony	3	3	0									
Barnes, Kevin	3	2	1									
Jackson, Rob	1	1	0	1	-1			2				
Wynn, Renaldo	1	1	0									
Bowen, Alvin	0											
Henson, Robert	0											
Holmes, Lendy	0									1		
Total	993	693	300	46	-87	40.0	-132	125	9/168	75	12	6

2009 WASHINGTON REDSKINS SPECIAL TEAMS STATISTICS

(According to coaches film)

PLAYER	TOTAL TACKLES	SOLO	ASST	FUM FOR	FUM REC	BLKD FG	BLKD PAT	BLKD PUNT	DWND IN 20
Doughty, Reed	21	13	8						2
Moore, Kareem	20	13	7						1
Sellers, Mike	15	11	4	2					1
Westbrook, Byron	13	9	4						2
Cartwright, Rock	11	7	4						
Alexander, Lorenzo	9	6	3	1					
Wilson, Chris	6	5	1						
Thomas, Devin	6	5	1						
Horton, Chris	5	5	0						
Holmes, Lendy	5	4	1						
Albright, Ethan	5	3	2						
Tryon, Justin	4	3	1						
Ganther, Quinton	3	3	0						
Yoder, Todd	3	1	2						
Suisham, Shaun	3	0	3						
Golston, Kedric	1	1	0						
Gano, Graham	1	0	1						
Total	160	109	51	3					6

THE REDSKINS RECORD WHEN...

2009 Season (4-10)

	<u>Win</u>	<u>Loss</u>		<u>Win</u>	<u>Loss</u>
Record (regular season)	4	10	In Overtime	0	1
Win turnover battle	1	2	Win coin toss	2	3
Lose turnover battle	1	6	Lose coin toss	2	7
Tie in turnovers	2	2	Lead after first quarter	2	3
At Home	3	4	Trail after first quarter	2	6
On the Road	1	6	Tied after first quarter	0	1
Vs. NFC East	0	5	Lead at halftime	1	2
at FedEx Field	0	2	Trail at halftime	3	7
on the road	0	3	Tied at halftime	0	1
Vs. NFC	2	9	Lead after third quarter	3	4
at FedEx Field	2	3	Trail after third quarter	1	5
on the road	0	6	Tied after third quarter	0	1
Vs. AFC	2	1	Total Net Yards		
at FedEx Field	1	1	0-200	0	1
on the road	1	0	201-300	2	2
Outside	4	7	301-400	2	6
In Domes	0	3	401+	0	1
On Grass	4	6	Rushing Yards		
On Artificial Turf	0	4	0-74	0	3
When scoring first	1	4	75-99	0	5
When opp. scores first	3	6	100-124	1	1
Opp scores 0-17 points	4	2	125-149	2	1
Opp scores 18+ points	0	8	150+	1	0
Redskins score 0-17 points	2	8	a 100-yard rusher	1	1
Redskins score 18+ points	2	2	Passing Yards		
In 3-point games	2	4	0-149	0	2
In 7-point games	2	6	150-199	1	0
			200-249	3	5
			250-299	0	1
			300+	0	2
			a 300-yard passer	0	2

2009 PARTICIPATION

		at	at	at	at	at	at	at	at	at	at	at	at	at	at	at	at	at	S	P	IA	DN
		NYG	STL	Det	TB	Car	KC	PHI	Atl	DEN	Dal	Phi	NO	Oak	NYG	DAL	SD					
67	Albright	Ethan	P	P	P	P	P	P	P	P	P	P	P	P	P				14			
79	Alexander	Lorenzo	P	P	P	P	P	P	P	P	P	P	P	P	P				14			
39	Alridge	Anthony	NW	NW	DN	IA	IA	IA	NW	NW	NW	NW	NW	PS	PS					3	1	
13	Armstrong	Anthony	NW	NW	NW	NW	NW	NW	PS	PS	PS	PS	PS	PS	PS							
25	Barnes	Kevin	IA	IA	IA	IA	IA	IA	IA	IA	IA	IA	P	P	P				3	11		
10	Bartel	Rod	NW	NW	NW	NW	NW	NW	NW	NW	NW	IA	IA	IA	IA					4		
78	Batiste	D'Anthony	IA	IA	IA	IA	P	P	P	P	P	P	P	IA	NW				8	5		
46	Betts	Ladell	P	P	P	P	P	P	P	S	S	IR	IR	IR	IR			2	8			
54	Blades	H.B.	P	P	P	P	P	P	P	P	P	P	P	P	P				14			
55	Bowen	Alvin	NW	NW	PS	PS	PS	PS	PS	PS	PS	PS	IA	IA	IA					3		
5	Brennan	Colt	IR	IR	IR	IR	IR	IR	IR	IR	IR	IR	IR	IR	IR							
17	Campbell	Jason	S	S	S	S	S	S	S	S	S	S	S	S	S			14				
99	Carter	Andre	S	S	S	S	S	S	S	S	S	S	S	S	S			14				
31	Cartwright	Rock	P	P	P	P	P	P	P	P	P	P	P	P	P			2	12			
15	Collins	Todd	DN	DN	DN	DN	DN	P	DN	P	DN	DN	DN	DN	P				3			11
47	Cooley	Chris	S	S	S	S	S	S	IA	IA	IA	IA	IR	IR	IR			7		4		
93	Daniels	Phillip	S	S	S	S	S	S	S	S	S	S	S	S	S			14				
86	Davis	Fred	P	S	P	P	P	P	S	S	S	S	S	S	S			9	5			
66	Dockery	Derrick	S	S	S	S	S	S	S	S	S	S	S	S	S			14				
32	Doughty	Reed	P	P	P	S	S	P	P	P	S	S	P	P	S			6	8			
24	Dutch	Doug	NW	NW	NW	NW	NW	NW	NW	NW	PS	PS	PS	PS	PS							
16	Eloi	Keith	NW	NW	NW	NW	NW	NW	NW	NW	NW	NW	PS	NW	NW							
69	Fanaika	Paul	NW	NW	NW	NW	NW	NW	NW	NW	NW	IA	IA	IA	IA					4		
59	Fletcher	London	S	S	S	S	S	S	S	S	S	S	S	S	S			14				
4	Gano	Graham	NW	NW	NW	NW	NW	NW	NW	NW	NW	NW	NW	P	P				2			
35	Ganther	Quinton	NW	NW	NW	NW	NW	IA	NW	P	P	P	P	S	S			2	4	1		
56	Gatewood	Curtis	NW	NW	NW	NW	NW	NW	NW	NW	NW	NW	NW	NW	IA					1		
64	Golston	Kedric	P	P	P	P	S	P	P	P	S	S	P	S	S			5	9			
96	Griffin	Cornelius	S	S	S	S	P	S	S	S	S	S	S	S	IA			12	1	1		
32	Hall	DeAngelo	S	S	S	S	S	S	S	S	S	IA	IA	IA	P			10	1	3		
92	Haynesworth	Albert	S	S	S	S	S	S	S	S	IA	IA	S	IA	S			11		3		
51	Henson	Robert	IA	IA	IA	IA	IA	IA	P	IA	IA	IA	P	P	P				4	10		
74	Heyer	Stephon	S	S	S	S	S	S	S	S	S	S	S	S	S			14				
62	Holmes	Antoine	NW	NW	NW	NW	NW	NW	NW	NW	NW	NW	PS	PS	PS							
29	Holmes	Lendy	PS	PS	PS	PS	PS	PS	PS	P	P	P	P	P	P				6			
48	Horton	Chris	S	S	S	P	P	P	S	IR	IR	IR	IR	IR	IR			5	3			
91	Jackson	Rob	PS	PS	PS	PS	PS	PS	PS	PS	PS	PS	P	P	P				3			
90	Jarmon	Jeremy	P	P	P	P	P	P	P	P	P	P	IR	IR	IR				11			
76	Jones	Levi	NW	NW	NW	NW	NW	NW	DN	P	S	S	S	S	S			6	1			1
80	Jones	Onrea	PS	NW	NW	NW	NW	NW	NW	NW	NW	NW	NW	NW	NW							
12	Kelly	Malcolm	S	S	S	S	S	P	P	P	S	P	S	P	S			7	7			
30	Landry	LaRon	S	S	S	S	S	S	S	S	S	S	S	S	S			14				
24	Mason	Marcus	IA	P	IA	P	P	DN	NW	NW	NW	NW	P	P	P				7	2	1	
52	McIntosh	Rocky	S	S	S	S	S	S	S	S	S	S	S	S	S			14				
84	Mitchell	Marko	P	P	IA	IA	IA	IA	P	P	P	P	P	P	IA				8	6		
94	Montgomery	Anthony	IA	IA	IA	IA	IA	IA	IA	IA	P	P	P	P	P				5	9		
63	Montgomery	Will	P	P	P	P	P	S	S	P	P	P	P	P	P			3	11			
41	Moore	Kareem	P	P	P	P	P	P	P	P	P	P	P	P	P				14			
89	Moss	Santana	S	S	S	S	S	S	S	S	S	S	S	S	S			14				
68	Oldenburg	Clint	NW	NW	NW	NW	NW	NW	NW	PS	PS	PS	PS	PS	PS							
98	Orakpo	Brian	S	S	S	S	S	S	S	S	S	S	S	S	S			14				
4	Pakulak	Glenn	NW	NW	NW	NW	P	NW	NW	NW	NW	NW	NW	NW	NW				2			
4	Paulescu	Sam	NW	NW	NW	NW	NW	NW	NW	P	NW	NW	NW	NW	NW				1			
26	Portis	Clinton	S	S	S	S	S	S	S	IA	IA	IA	IA	IR	IR			8		4		
61	Rabach	Casey	S	S	S	S	S	S	S	S	S	S	S	S	S			14				
82	Randle El	Antwaan	P	P	S	P	P	S	P	P	P	P	P	P	P			3	11			
75	Rinehart	Chad	IA	IA	S	S	IA	P	IA	S	S	IR	IR	IR	IR			4	1	5		
14	Robinson	James	NW	NW	NW	NW	NW	NW	NW	NW	NW	NW	NW	PS	PS							
73	Robinson	William	NW	PS	PS	PS	PS	PS	PS	PS	PS	PS	PS	DN	P				1			1
22	Rogers	Carlos	S	S	S	S	S	S	S	S	P	S	S	S	S				1			
60	Samuels	Chris	S	S	S	S	S	IA	IA	IR	IR	IR	IR	IR	IR			5		2		
45	Sellers	Mike	S	P	P	P	S	P	P	S	P	S	P	IA	S			6	7	1		
19	Shelton	Trent	PS	PS	PS	PS	NW	NW	NW	NW	NW	NW	NW	NW	NW							
72	Skolnitsky	J.D.	PS	PS	PS	PS	PS	PS	PS	PS	PS	PS	PS	PS	PS							
3	Smith	Hunter	P	P	P	P	IA	IA	P	IA	P	P	P	P	P				11		3	
27	Smoot	Fred	P	IA	P	P	P	S	P	P	S	S	S	S	S			6	7	1		
6	Suisham	Shaun	P	P	P	P	P	P	P	P	P	P	P	NW	NW				12			
77	Thomas	Randy	S	S	IR	IR	IR	IR	IR	IR	IR	IR	IR	IR	IR			2				
11	Thomas	Devin	P	P	P	S	P	S	S	S	S	S	S	S	S			10	4			
20	Tryon	Justin	P	P	P	P	P	P	P	P	P	P	IA	S	P			1	12	1		
34	Westbrook	Byron	P	P	P	P	P	P	IA	P	P	P	P	P	P			1	12	1		
50	Williams	Edwin	IA	IA	IA	IA	IA	DN	DN	P	DN	P	S	IA	DN			1	2	7		4
71	Williams	Mike	DN	DN	DN	DN	S	S	S	S	IA	IA	P	S	S			7	1	2		4
36	Williams	Eddie	PS	PS	PS	PS	PS	PS	IA	IA	IA	IR	IR	IR	IR					3		
95	Wilson	Chris	P	P	P	P	P	P	P	P	P	P	P	P	P				14			
2	Woodson	Andre'	PS	PS	PS	PS	PS	PS	PS	PS	PS	NW	NW	NW	NW				1		11	
97	Wynn	Renaldo	IA	IA	IA	IA	NW	NW	IA	IA	IA	IA	IA	IA	P							
87	Yoder	Todd	P	P	P	P	P	P	P	P	P	P	P	P	S			1	13			
53	Young	Darrel	PS	PS	NW	NW	NW	NW	NW	NW	NW	NW	NW	NW	NW							

KEY:	S	Started	IA	Inactive	SN	Suspended by NFL	PS	Practice Squad
	P	Played	3Q	Third Quarterback	IR	Injured Reserve	NW	Not With Team
	DN	Did Not Play						

REDSKINS OFFENSE

		First Downs	Total Plays	Net Yards	Total Points Scored	2Pt Conversions	2Pt Conversion Att.	Safeties	Fumbles	Fumbles Lost	Time of Possession	Rushes	Net Yds. Gained	Avg. Gain	TDs Rushing	Attempts	Completions	Completed %	Gross Yards	Had Intercepted	Yards Returned	TDs Passing	Times Sacked	Yards Lost	Net Yards
9/13	at NYG	15	50	272	17	0	0	0	3	1	23:52	21	85	4.0	1	26	19	73.1%	211	1	0	1	3	24	187
9/20	STL	21	70	362	9	0	0	0	2	1	34:53	33	125	3.8	0	36	23	63.9%	242	0	0	0	1	5	237
9/27	at Det	22	57	390	14	0	0	0	2	0	23:12	14	65	4.6	0	41	27	65.8%	340	1	8	2	2	15	325
10/4	TB	14	60	277	16	0	0	0	2	1	28:56	35	125	3.6	0	22	12	54.5%	170	3	61	2	3	18	152
10/11	at Car	15	52	198	17	0	0	1	3	1	28:43	24	74	3.1	1	23	17	73.9%	145	0	0	1	5	21	124
10/18	KC	7	53	265	6	0	0	1	4	1	22:50	20	118	5.9	0	30	15	50.0%	164	1	33	0	3	17	147
10/26	PHI	21	68	308	17	0	0	0	4	3	31:42	19	62	3.3	0	43	29	67.4%	284	1	9	2	6	38	246
11/8	at Atl	17	64	312	17	0	0	0	0	0	33:32	32	136	4.3	1	27	19	70.4%	208	1	62	1	5	32	176
11/15	DEN	22	70	388	27	0	0	0	0	0	35:43	40	174	4.4	1	27	18	66.7%	228	0	0	2	3	14	214
11/22	at Dal	14	58	324	6	0	0	0	0	0	28:34	20	78	3.9	0	37	24	64.9%	256	1	3	0	1	10	246
11/29	at Phi	15	63	303	24	0	0	0	0	0	29:42	25	82	3.3	1	37	22	59.5%	231	2	17	2	1	10	221
12/6	NO	28	67	455	30	0	0	0	3	3	31:23	25	88	3.5	0	42	30	71.4%	367	1	8	3	0	0	367
12/13	at Oak	21	58	295	34	0	0	0	1	1	27:53	27	100	3.7	2	28	16	57.1%	222	0	0	2	3	27	195
12/21	NYG	15	55	302	12	0	1	0	1	0	25:45	17	89	5.2	1	33	17	51.5%	249	3	87	1	5	36	213
12/27	DAL																								
1/3	at SD																								
Totals		247	845	4451	246	0	1	2	25	12	406:40	352	1401	4.0	8	452	288	63.7%	3317	15	288	19	41	267	3050

		3rd Down Conversions	3rd Down Attempts	3rd Down Efficiency	Penalties	Yds. Penalized	Extra Points (Kicking)	Extra Point Attempts	Field Goals Made	Field Goal Attempts	Punts	Yards	Gross Average	Punt Returns	Punt Return Yards	Avg. Yds. Per Return	TDs	Kickoff Returns	Yds. Returned	Avg. Yds. Per Return	TDs			
9/13	at NYG	5	12	41.7%	4	32	2	2	1	1	5	193	38.6	1	1	1.0	0	5	115	23.0	0			
9/20	STL	7	15	47.0%	5	35	0	0	3	3	2	96	48.0	1	15	15.0	0	2	44	22.0	0			
9/27	at Det	2	10	20.0%	9	97	2	2	0	0	5	229	45.8	1	10	10.0	0	4	92	23.0	0			
10/4	TB	4	14	29.0%	4	40	1	2	1	1	4	127	31.8	3	14	4.7	0	2	51	25.5	0			
10/11	at Car	2	9	22.0%	4	20	2	2	1	1	5	212	41.2	3	3	1.0	0	1	23	23.0	0			
10/18	KC	2	14	14.0%	7	63	0	0	2	2	8	286	35.8	4	19	4.8	0	5	98	19.6	0			
10/26	PHI	3	12	25.0%	6	60	2	2	1	1	7	302	43.1	3	10	3.3	0	6	161	26.8	0			
11/8	at Atl	9	16	56.0%	10	88	2	2	1	1	3	150	50.0	1	-2	-2.0	0	3	54	18.0	0			
11/15	DEN	8	16	50.0%	2	19	3	3	2	2	4	152	38.0	2	8	4.0	0	3	69	23.0	0			
11/22	at Dal	7	15	47.0%	5	27	0	0	2	4	5	195	39.0	2	10	5.0	0	2	56	28.0	0			
11/29	at Phi	8	17	47.0%	7	39	3	3	1	1	5	233	46.6	1	1	1.0	0	6	119	19.8	0			
12/6	NO	7	12	58.0%	2	15	3	3	3	4	1	51	51.0	0	0	0.0	0	8	177	22.1	0			
12/13	at Oak	5	12	42.0%	7	45	4	4	2	2	5	233	46.6	2	0	0.0	0	3	71	23.7	0			
12/21	NYG	5	12	42.0%	6	52	0	1	0	0	4	171	42.8	2	6	3.0	0	8	119	14.9	0			
12/27	DAL																							
1/3	at SD																							
Totals		74	186	39.8%	78	632	24	26	20	23	63	2630	41.7	26	95	3.7	0	58	1249	21.5	0			

OPPONENTS OFFENSE

		First Downs	Total Plays	Net Yards	Total Points Scored	2Pt Conversions	2Pt Conversion Att.	Safeties	Fumbles	Fumbles Lost	Time of Possession	Rushes	Net Yds. Gained	Avg. Gain	TDs Rushing	Attempts	Completions	Completed %	Gross Yards	Had Intercepted	Yards Returned	TDs Passing	Times Sacked	Yards Lost	Net Yards
9/13	at NYG	18	61	351	23	0	0	0	2	1	36:08	31	103	3.3	0	29	20	69.0%	256	1	18	1	1	8	248
9/20	STL	14	50	245	7	0	0	0	2	1	25:07	21	126	6.0	0	28	15	53.6%	125	0	0	1	1	6	119
9/27	at Det	23	74	381	19	0	1	0	1	0	36:48	36	154	4.3	1	36	21	58.3%	241	0	0	1	2	14	227
10/4	TB	12	55	229	13	0	0	0	1	1	31:04	30	129	4.3	0	22	13	59.0%	106	1	22	1	3	6	100
10/11	at Car	16	60	248	20	1	1	0	4	1	31:17	32	86	2.7	1	25	16	64.0%	181	1	44	1	3	19	162
10/18	KC	16	71	265	14	0	0	0	2	0	37:10	36	110	3.1	0	31	16	51.6%	186	0	0	0	5	28	158
10/26	PHI	11	56	262	27	0	0	0	2	0	28:18	27	122	4.5	1	26	16	61.5%	161	0	0	1	3	21	140
11/8	at Atl	18	54	306	31	0	0	0	0	0	26:28	27	181	6.7	2	24	17	70.8%	135	1	18	1	3	10	125
11/15	DEN	14	56	305	17	0	0	0	1	1	24:17	22	120	5.5	0	31	14	45.2%	206	1	43	2	3	21	185
11/22	at Dal	17	61	305	7	0	0	0	1	1	31:26	33	153	4.6	0	27	15	55.6%	158	1	2	1	1	6	152
11/29	at Phi	17	67	381	27	1	1	0	0	0	30:18	29	123	4.2	1	36	21	58.3%	260	1	3	1	2	2	258
12/6	NO	25	74	463	33	0	0	0	1	0	35:06	24	55	2.3	0	49	35	71.4%	419	1	14	2	1	11	408
12/13	at Oak	15	66	227	13	0	0	0	4	0	32:07	24	65	3.4	1	34	20	58.8%	227	1	-1	0	8	65	162
12/21	NYG	23	62	387	45	0	0	0	0	0	34:15	30	114	3.8	2	30	22	73.3%	295	0	0	3	2	22	273
12/27	DAL																								
1/3	at SD																								
Totals		239	867	4355	296	2	3	0	21	6	439:49	402	1641	4.1	9	428	261	61.0%	2956	9	163	16	38	239	2717

		3rd Down Conversions	3rd Down Attempts	3rd Down Efficiency	Penalties	Yds. Penalized	Extra Points (Kicking)	Extra Point Attempts	Field Goals Made	Field Goal Attempts	Punts	Yards	Gross Average	Punt Returns	Punt Return Yards	Avg. Yds. Per Return	TDs	Kickoff Returns	Yds. Returned	Avg. Yds. Per Return	TDs			
9/13	at NYG	6	13	46.2%	4	30	2	2	3	3	1	48	48.0	1	0	0.0	0	3	41	13.7	0			
9/20	STL	6	12	50.0%	6	45	1	1	0	0	4	173	43.3	2	13	6.5	0	4	55	13.8	0			
9/27	at Det	10	18	56.0%	8	58	1	1	2	2	6	241	40.2	1	2	2.0	0	2	38	19.0	0			
10/4	TB	2	13	15.0%	5	40	1	1	2	4	5	217	43.4	2	9	4.5	0	2	62	31.0	0			
10/11	at Car	4	12	33.0%	5	27	2	2	1	1	4	179	44.8	3	14	4.7	0	5	106	21.2	0			
10/18	KC	4	16	25.0%	3	25	0	0	4	4	7	273	39.0	4	32	8.0	0	3	79	26.3	0			
10/26	PHI	4	15	27.0%	12	66	3	3	2	2	8	276	34.5	4	32	8.0	0	3	37	12.3	0			
11/8	at Atl	4	11	36.0%	7	54	4	4	1	1	3	126	42.0	2	12	6.0	0	4	99	24.8	0			
11/15	DEN	5	12	42.0%	4	45	2	2	1	1	4	177	44.3	0	0	0.0	0	4	76	19.0	0			
11/22	at Dal	3	11	27.0%	6	35	1	1	0	1	6	232	38.7	1	13	13.0	0	3	66	22.0	0			
11/29	at Phi	5	15	33.0%	7	60	1	1	4	4	5	217	43.4	2	27	13.5	0	3	35	11.7	0			
12/6	NO	6	14	43.0%	7	102	3	3	4	4	3	100	33.3	1	-2	-2.0	0	7	144	20.6	0			
12/13	at Oak	4	15	27.0%	14	118	1	1	2	3	6	297	49.5	4	47	11.8	0	5	109	21.8	0			
12/21	NYG	11	15	73.0%	3	15	6	6	1	1	2	74	37.0	2	24	12.0	0	2	30	15.0	0			
12/27	DAL																							
1/3	at SD																							
Totals		74	192	38.5%	91	720	28	28	27	31	64	2630	41.1	29	223	7.7	0	50	977	19.5	0			

PASSING

Jason Campbell

		Attempts	Completions	Yards	Comp%	Yards/Att	TDs	Interceptions	Long	Sacked	Yards Lost	Rating
9/13	at NYG	26	19	211	73.1%	8.1	1	1	35	3	24	93.6
9/20	STL	35	23	242	65.7%	6.9	0	0	25	1	5	85.7
9/27	at Det	41	27	340	65.8%	7.6	2	1	57	2	15	97.6
10/4	TB	22	12	170	54.5%	7.7	2	3	59	3	18	70.5
10/11	at Car	23	17	145	73.9%	4.4	1	0	23	5	21	104.4
10/18	KC	16	9	89	56.3%	5.6	0	1	25	1	6	46.1
10/26	PHI	43	29	284	67.4%	6.6	2	1	24	6	38	91.6
11/8	at Atl	22	15	196	68.2%	8.9	1	1	47	5	32	92.2
11/15	DEN	26	17	193	65.4%	7.4	1	0	27	3	14	100.3
11/22	at Dal	37	24	256	64.9%	6.9	0	1	36	1	10	73.7
11/29	at Phi	37	22	231	59.5%	6.2	2	2	35	1	10	73.1
12/6	NO	42	30	367	71.4%	8.7	3	1	44	0	0	111.9
12/13	at Oak	28	16	222	57.1%	7.9	2	0	42	3	27	106.5
12/21	NYG	28	15	192	53.6%	6.9	1	2	51	5	36	57.4
12/27	DAL											
1/3	at SD											
	Totals	426	275	3138	64.6%	7.4	18	14	59	39	256	87.0

Todd Collins

		Attempts	Completions	Yards	Comp%	Yards/Att	TDs	Interceptions	Long	Sacked	Yards Lost	Rating
9/13	at NYG	0	0	0	0.0%	0.0	0	0	0	0	0	.0
9/20	STL	0	0	0	0.0%	0.0	0	0	0	0	0	.0
9/27	at Det	0	0	0	0.0%	0.0	0	0	0	0	0	.0
10/4	TB	0	0	0	0.0%	0.0	0	0	0	0	0	.0
10/11	at Car	0	0	0	0.0%	0.0	0	0	0	0	0	.0
10/18	KC	14	6	75	42.9%	5.4	0	0	42	2	11	60.1
10/26	PHI	0	0	0	0.0%	0.0	0	0	0	0	0	.0
11/8	at Atl	5	4	12	80.0%	2.4	0	0	11	0	0	79.2
11/15	DEN	0	0	0	0.0%	0.0	0	0	0	0	0	.0
11/22	at Dal	0	0	0	0.0%	0.0	0	0	0	0	0	.0
11/29	at Phi	0	0	0	0.0%	0.0	0	0	0	0	0	.0
12/6	NO	0	0	0	0.0%	0.0	0	0	0	0	0	.0
12/13	at Oak	0	0	0	0.0%	0.0	0	0	0	0	0	.0
12/21	NYG	4	2	57	50.0%	14.3	0	0	46	0	0	95.8
12/27	DAL											
1/3	at SD											
	Totals	23	12	144	52.2%	6.3	0	0	46	2	11	71.6

OTHERS:

Clinton Portis	9/20	STL	1	0	0	0.0%	0.0	0	0	0	0	39.6
----------------	------	-----	---	---	---	------	-----	---	---	---	---	------

Antwaan Randle El	9/13	at NYG	0	0	0	0.0%	0.0	0	0	1	11	0.0
-------------------	------	--------	---	---	---	------	-----	---	---	---	----	-----

Hunter Smith	11/15	DEN	1	1	35	100.0%	35.0	1	0	35	0	158.3
--------------	-------	-----	---	---	----	--------	------	---	---	----	---	-------

	12/21	NYG	1	0	0	0.0%	0.0	0	1	0	0	0.0
--	-------	-----	---	---	---	------	-----	---	---	---	---	-----

RUSHING

		Ladell Betts					Jason Campbell					Rock Cartwright				
		Rushes	Yards	Average	Long	TDs	Rushes	Yards	Average	Long	TDs	Rushes	Yards	Average	Long	TDs
9/13	at NYG	2	-1	-0.5	1	0	1	16	16.0	16	0	0	0	0.0	0	0
9/20	STL	4	13	3.3	4	0	7	28	4.0	14	0	0	0	0.0	0	0
9/27	at Det	1	2	2.0	2	0	1	21	21.0	21	0	0	0	0.0	0	0
10/4	TB	1	-1	-1.0	-1	0	7	20	2.9	13	0	0	0	0.0	0	0
10/11	at Car	2	7	3.5	8	0	2	4	2.0	2	0	0	0	0.0	0	0
10/18	KC	1	1	1.0	1	0	2	6	3.0	4	0	0	0	0.0	0	0
10/26	PHI	0	0	0.0	0	0	4	8	2.0	5	0	1	11	11.0	11	0
11/8	at Atl	15	70	4.7	15	1	5	40	8.0	19	0	7	16	2.3	7	0
11/15	DEN	26	114	4.4	18	1	2	15	7.5	13	0	9	41	4.6	17	0
11/22	at Dal	4	5	1.3	2	0	0	0	0.0	0	0	13	67	5.2	34	0
11/29	at Phi	Injured Reserve					2	2	1.0	1	1	15	38	2.5	7	0
12/6	NO	Injured Reserve					1	-1	-1.0	-1	0	13	39	3.0	16	0
12/13	at Oak	Injured Reserve					4	20	5.0	13	0	1	0	0.0	0	0
12/21	NYG	Injured Reserve					2	36	18.0	20	0	1	7	7.0	7	0
12/27	DAL															
1/3	at SD															
Totals		56	210	3.8	18	2	40	215	5.4	21	1	60	219	3.7	34	0

		Quinton Ganther					Marcus Mason					Santana Moss				
		Rushes	Yards	Average	Long	TDs	Rushes	Yards	Average	Long	TDs	Rushes	Yards	Average	Long	TDs
9/13	at NYG	Not With Team					Inactive					0	0	0.0	0	0
9/20	STL	Not With Team					3	5	1.7	3	0	0	0	0.0	0	0
9/27	at Det	Not With Team					Inactive					0	0	0.0	0	0
10/4	TB	Not With Team					2	8	4.0	8	0	0	0	0.0	0	0
10/11	at Car	Not With Team					1	6	6.0	6	0	0	0	0.0	0	0
10/18	KC	Not With Team					Did Not Play					0	0	0.0	0	0
10/26	PHI	Inactive					Not With Team					0	0	0.0	0	0
11/8	at Atl	Not With Team					Not With Team					1	6	6.0	6	0
11/15	DEN	3	4	1.3	3	0	Not With Team					0	0	0.0	0	0
11/22	at Dal	3	6	2.0	2	0	Not With Team					0	0	0.0	0	0
11/29	at Phi	5	32	6.4	13	0	3	10	3.3	6	0	0	0	0.0	0	0
12/6	NO	8	46	5.8	13	0	3	4	1.3	3	0	0	0	0.0	0	0
12/13	at Oak	14	50	3.6	12	2	6	32	5.3	12	0	1	2	2.0	2	0
12/21	NYG	10	21	2.1	8	1	4	25	6.3	20	0	0	0	0.0	0	0
12/27	DAL															
1/3	at SD															
Totals		43	159	3.7	13	3	22	90	4.1	20	0	2	8	4.0	6	0

		Clinton Portis					Hunter Smith					Devin Thomas					
		Rushes	Yards	Average	Long	TDs	Rushes	Yards	Average	Long	TDs	Rushes	Yards	Average	Long	TDs	
9/13	at NYG	16	62	3.9	34	0	1	8	8.0	8	1	1	0	0.0	0	0	
9/20	STL	19	79	4.2	12	0	0	0	0.0	0	0	0	0	0.0	0	0	
9/27	at Det	12	42	3.5	14	0	0	0	0.0	0	0	0	0	0.0	0	0	
10/4	TB	25	98	3.9	10	0	0	0	0.0	0	0	0	0	0.0	0	0	
10/11	at Car	19	57	3.0	7	1	Inactive					0	0	0.0	0	0	
10/18	KC	15	109	7.3	78	0	Inactive					1	2	2.0	2	0	
10/26	PHI	14	43	3.1	9	0	0	0	0.0	0	0	0	0	0.0	0	0	
11/8	at Atl	4	4	1.0	5	0	Inactive					0	0	0.0	0	0	
11/15	DEN	Inactive					0	0	0.0	0	0	0	0	0	0.0	0	0
11/22	at Dal	Inactive					0	0	0.0	0	0	0	0	0	0.0	0	0
11/29	at Phi	Inactive					0	0	0.0	0	0	0	0	0	0.0	0	0
12/6	NO	Inactive					0	0	0.0	0	0	0	0	0	0.0	0	0
12/13	at Oak	Injured Reserve					0	0	0.0	0	0	1	-4	-4.0	-4	0	
12/21	NYG	Injured Reserve					0	0	0.0	0	0	0	0	0.0	0	0	
12/27	DAL																
1/3	at SD																
Totals		124	494	4.0	78	1	1	8	8.0	8	1	3	-2	-0.7	2	0	

RECEIVING

		Ladell Betts					Rock Cartwright					Chris Cooley					Fred Davis					
		Catches	Yards	Average	Long	TDs	Catches	Yards	Average	Long	TDs	Catches	Yards	Average	Long	TDs	Catches	Yards	Average	Long	TDs	
9/13	at NYG	1	23	23.0	23	0	0	0	0.0	0	0	7	68	9.7	17	1	0	0	0.0	0	0	
9/20	STL	1	25	25.0	25	0	0	0	0.0	0	0	7	83	11.9	18	0	1	-2	-2.0	-2	0	
9/27	at Det	4	43	10.8	11	0	3	12	4.0	8	1	3	38	12.7	15	0	1	13	13.0	13	0	
10/4	TB	3	21	7.0	12	0	0	0	0.0	0	0	5	65	13.0	17	1	1	-1	-1.0	-1	0	
10/11	at Car	1	6	6.0	6	0	0	0	0.0	0	0	0	0	0.0	0	0	3	23	7.7	13	0	
10/18	KC	2	11	5.5	7	0	0	0	0.0	0	0	5	57	11.4	25	0	1	12	12.0	12	0	
10/26	PHI	3	21	7.0	9	0	0	0	0.0	0	0	2	21	10.5	18	0	8	78	9.8	18	1	
11/8	at Atl	1	23	23.0	23	0	1	-1	-1.0	-1	0	Inactive						2	26	13.0	16	0
11/15	DEN	1	6	6.0	6	0	2	9	4.5	8	0	Inactive						4	50	12.5	24	0
11/22	at Dal	0	0	0.0	0	0	7	73	10.4	29	0	Inactive						2	24	12.0	17	0
11/29	at Phi	Injured Reserve					3	26	8.7	14	0	Injured Reserve						4	43	10.8	29	1
12/6	NO	Injured Reserve					3	31	10.3	14	0	Injured Reserve						5	53	10.6	15	1
12/13	at Oak	Injured Reserve					1	8	8.0	8	0	Injured Reserve						3	50	16.7	27	2
12/21	NYG	Injured Reserve					1	51	51.0	51	0	Injured Reserve						5	65	13.0	22	1
12/27	DAL																					
1/3	at SD																					
Totals		17	179	10.5	25	0	21	209	10.0	51	1	29	332	11.4	25	2	40	434	10.9	29	6	

		Quinton Ganther					Malcolm Kelly					Marko Mitchell					Santana Moss					
		Catches	Yards	Average	Long	TDs	Catches	Yards	Average	Long	TDs	Catches	Yards	Average	Long	TDs	Catches	Yards	Average	Long	TDs	
9/13	at NYG	Not With Team					1	6	6.0	6	0	0	0	0.0	0	0	2	6	3.0	8	0	
9/20	STL	Not With Team					4	41	10.3	16	0	0	0	0.0	0	0	3	35	11.7	21	0	
9/27	at Det	Not With Team					1	18	18.0	18	0	Inactive						10	178	17.8	57	1
10/4	TB	Not With Team					0	0	0.0	0	0	Inactive						2	74	37.0	59	1
10/11	at Car	Not With Team					1	8	8.0	8	0	Inactive						4	44	11.0	23	0
10/18	KC	Not With Team					0	0	0.0	0	0	Inactive						1	42	42.0	42	0
10/26	PHI	Inactive					0	0	0.0	0	0	Inactive						6	74	12.3	24	0
11/8	at Atl	Not With Team					1	4	4.0	4	0	2	22	11.0	11	0	5	47	9.4	25	0	
11/15	DEN	1	18	18.0	18	0	1	18	18.0	18	0	0	0	0.0	0	0	2	8	4.0	5	0	
11/22	at Dal	0	0	0.0	0	0	1	36	36.0	36	0	0	0	0.0	0	0	5	38	7.6	17	0	
11/29	at Phi	1	-4	-4.0	-4	0	2	50	25.0	27	0	0	0	0.0	0	0	4	28	7.0	10	1	
12/6	NO	0	0	0.0	0	0	2	13	6.5	7	0	1	6	6.0	6	0	5	68	13.6	38	0	
12/13	at Oak	3	43	14.3	42	0	1	10	10.0	10	0	0	0	0.0	0	0	4	58	14.5	30	0	
12/21	NYG	2	19	9.5	11	0	1	9	9.0	9	0	Inactive						3	55	18.3	46	0
12/27	DAL																					
1/3	at SD																					
Totals		7	76	10.9	42	0	16	213	13.3	36	0	3	28	9.3	11	0	56	755	13.5	59	3	

Clinton Portis

	Catches	Yards	Average	Long	TDs
9/13	1	10	10.0	10	0
9/20	2	9	4.5	5	0
9/27	1	6	6.0	6	0
10/4	0	0	0.0	0	0
10/11	2	17	8.5	10	1
10/18	3	15	5.0	9	0
10/26	0	0	0.0	0	0
11/8	0	0	0.0	0	0
11/15			Inactive		
11/22			Inactive		
11/29			Inactive		
12/6			Inactive		
12/13			Injured Reserve		
12/21			Injured Reserve		
12/27					
1/3					
Totals	9	57	6.3	10	1

Antwaan Randle El

	Catches	Yards	Average	Long	TDs
9/13	7	98	14.0	35	0
9/20	4	39	9.8	24	0
9/27	2	21	10.5	15	0
10/4	0	0	0.0	0	0
10/11	3	28	9.3	12	0
10/18	2	23	11.5	17	0
10/26	5	39	7.8	17	0
11/8	3	28	9.3	13	0
11/15	3	45	15.0	26	0
11/22	5	45	9.0	13	0
11/29	2	19	9.5	10	0
12/6	4	73	18.3	44	0
12/13	1	6	6.0	6	0
12/21	3	25	8.3	11	0
12/27					
1/3					
Totals	44	489	11.1	44	0

Mike Sellers

	Catches	Yards	Average	Long	TDs
9/13	0	0	0.0	0	0
9/20	1	12	12.0	12	0
9/27	1	4	4.0	4	0
10/4	1	11	11.0	11	0
10/11	0	0	0.0	0	0
10/18	1	4	4.0	4	0
10/26	2	6	3.0	5	0
11/8	3	56	18.7	47	0
11/15	1	35	35.0	35	1
11/22	1	7	7.0	7	0
11/29	1	12	12.0	12	0
12/6	2	17	8.5	16	0
12/13			Inactive		
12/21	0	0	0.0	0	0
12/27					
1/3					
Totals	14	164	11.7	47	1

Devin Thomas

	Catches	Yards	Average	Long	TDs
9/13	0	0	0.0	0	0
9/20	0	0	0.0	0	0
9/27	1	7	7.0	7	0
10/4	0	0	0.0	0	0
10/11	3	19	6.3	9	0
10/18	0	0	0.0	0	0
10/26	3	45	15.0	22	1
11/8	0	0	0.0	0	0
11/15	2	37	18.5	27	0
11/22	3	33	11.0	26	0
11/29	4	46	11.5	35	0
12/6	7	100	14.3	40	2
12/13	2	38	19.0	29	0
12/21	0	0	0.0	0	0
12/27					
1/3					
Totals	25	325	13.0	40	3

Todd Yoder

	Catches	Yards	Average	Long	TDs
9/13	0	0	0.0	0	0
9/20	0	0	0.0	0	0
9/27	0	0	0.0	0	0
10/4	0	0	0.0	0	0
10/11	0	0	0.0	0	0
10/18	0	0	0.0	0	0
10/26	0	0	0.0	0	0
11/8	1	3	3.0	3	1
11/15	1	2	2.0	2	1
11/22	0	0	0.0	0	0
11/29	0	0	0.0	0	0
12/6	0	0	0.0	0	0
12/13	0	0	0.0	0	0
12/21	0	0	0.0	0	0
12/27					
1/3					
Totals	2	5	2.5	3	2

DEFENSIVE LINE

Lorenzo Alexander - DT

	Total	Solo	Ast.	Sacks	Yds	PD	Int.	FR	FF
at NYG	1	1	0	0.0	0	0	0	1	0
STL	0	0	0	0.0	0	0	0	0	0
at Det	0	0	0	0.0	0	0	0	0	0
TB	2	1	1	0.0	0	0	0	0	0
at Car	0	0	0	0.0	0	0	0	0	0
KC	3	2	1	0.0	0	1	0	0	0
PHI	3	2	1	0.0	0	0	0	0	0
at Atl	0	0	0	0.0	0	0	0	0	0
DEN	1	1	0	0.0	0	0	0	0	1
at Dal	0	0	0	0.0	0	0	0	0	0
at Phi	1	1	0	0.0	0	0	0	0	0
NO	2	2	0	0.0	0	0	0	0	0
at Oak	1	1	0	1.0	-9	1	0	0	0
NYG	2	2	0	2.0	-12	0	0	0	0
DAL									
at SD									
Totals	16	13	3	3.0	-21	2	0	1	1

Andre Carter - DE

	Total	Solo	Ast.	Sacks	Yds	PD	Int.	FR	FF
at NYG	4	2	1	1.0	-8	0	0	0	1
STL	6	3	3	0.0	0	0	0	0	0
at Det	4	2	2	0.0	0	0	0	0	0
TB	2	0	2	0.0	0	0	0	0	0
at Car	10	8	2	2.5	-20	1	0	0	1
KC	11	10	1	2.0	-12	1	0	0	0
PHI	9	8	1	1.0	-7	0	0	0	1
at Atl	5	4	1	0.0	0	0	0	0	0
DEN	11	8	3	1.5	-11	2	0	0	0
at Dal	4	4	0	0.0	0	0	0	0	0
at Phi	4	4	0	1.0	-1	0	0	0	0
NO	5	4	1	0.0	0	2	0	0	0
at Oak	8	7	1	2.0	-8	0	0	0	0
NYG	2	1	1	0.0	0	0	0	0	0
DAL									
at SD									
Totals	85	65	19	11.0	-67	6	0	0	3

Phillip Daniels - DE

	Total	Solo	Ast.	Sacks	Yds	PD	Int.	FR	FF
at NYG	4	2	2	0.0	0	0	0	0	0
STL	5	4	1	0.0	0	0	0	0	0
at Det	4	2	2	0.0	0	0	0	0	0
TB	2	1	1	0.0	0	0	0	0	0
at Car	4	1	3	0.0	0	0	0	0	0
KC	4	1	3	0.0	0	0	0	0	0
PHI	1	1	0	0.0	0	0	0	0	0
at Atl	2	1	1	0.0	0	0	0	0	0
DEN	2	1	1	0.0	0	0	0	0	0
at Dal	3	1	2	0.0	0	0	0	0	0
at Phi	3	3	0	0.0	0	1	0	0	0
NO	3	3	0	0.0	0	1	0	0	0
at Oak	2	1	1	0.0	0	0	0	0	0
NYG	1	1	0	0.0	0	0	0	0	0
DAL									
at SD									
Totals	40	23	17	0.0	0.0	2	0	0	0

Kedric Golston - DT

	Total	Solo	Ast.	Sacks	Yds	PD	Int.	FR	FF
at NYG	1	0	1	0.0	0	0	0	0	0
STL	3	2	1	0.0	0	0	0	0	0
at Det	4	2	2	0.0	0	0	0	0	0
TB	3	1	2	0.0	0	0	0	0	0
at Car	3	2	1	0.0	0	0	0	0	1
KC	6	5	1	0.0	0	0	0	0	0
PHI	3	2	1	0.0	0	1	0	0	0
at Atl	4	3	1	1.0	-8	0	0	0	0
DEN	2	0	2	0.0	0	0	0	0	0
at Dal	0	0	0	0.0	0	0	0	0	0
at Phi	3	2	1	0.0	0	1	0	0	0
NO	4	4	0	0.0	0	0	0	0	0
at Oak	5	2	3	0.0	0	0	0	0	0
NYG	3	2	2	0.0	0	0	0	0	0
DAL									
at SD									
Totals	44	27	18	1.0	-8	2	0	0	1

Cornelius Griffin - DT

	Total	Solo	Ast.	Sacks	Yds	PD	Int.	FR	FF
at NYG	7	2	5	0.0	0	0	0	0	0
STL	8	7	1	1.0	-6	1	0	0	0
at Det	4	3	1	0.0	0	0	0	0	0
TB	3	2	1	0.0	0	0	0	0	0
at Car	0	0	0	0.0	0	0	0	0	0
KC	4	2	2	0.0	0	0	0	0	1
PHI	2	0	2	0.0	0	0	0	0	0
at Atl	3	1	2	0.0	0	0	0	0	0
DEN	3	1	2	0.0	0	0	0	0	0
at Dal	4	3	1	1.0	-6	0	0	0	0
at Phi	1	0	1	0.0	0	0	0	0	0
NO	1	1	0	0.0	0	0	0	0	0
at Oak	2	0	2	0.0	0	0	0	0	0
NYG				Inactive					
DAL									
at SD									
Totals	42	22	20	2.0	-12	1	0	0	1

Albert Haynesworth - DT

	Total	Solo	Ast.	Sacks	Yds	PD	Int.	FR	FF
at NYG	7	5	2	0.0	0	0	0	0	0
STL	4	2	2	0.0	0	1	0	0	0
at Det	5	3	2	1.0	-6	0	0	0	0
TB	3	1	2	0.0	0	0	0	0	0
at Car	4	2	2	0.0	0	0	0	1	0
KC	6	4	2	1.0	-2	1	0	0	0
PHI	5	4	1	1.0	-10	0	0	0	0
at Atl	6	5	1	0.0	0	0	0	0	0
DEN	2	1	1	0.0	0	2	0	0	0
at Dal				Inactive					
at Phi				Inactive					
NO	2	2	0	0.0	0	1	0	0	0
at Oak				Inactive					
NYG	6	6	0	1.0	-10	0	0	0	0
DAL									
at SD									
Totals	50	35	15	4.0	-28	5	0	1	0

Rob Jackson - DE

	Total	Solo	Ast.	Sacks	Yds	PD	Int.	FR	FF
at NYG				Inactive					
STL				Inactive					
at Det				Inactive					
TB				Inactive					
at Car				Inactive					
KC				Inactive					
PHI				Inactive					
at Atl				Inactive					
DEN				Inactive					
at Dal				Inactive					
at Phi				Inactive					
NO	1	1	0	0.0	0	0	0	0	0
at Oak	0	0	0	0.0	0	0	0	0	0
NYG	0	0	0	0.0	0	0	0	0	0
DAL									
at SD									
Totals	1	1	0	0.0	0	0	0	0	0

Jeremy Jarmon - DE

	Total	Solo	Ast.	Sacks	Yds	PD	Int.	FR	FF
at NYG	0	0	0	0.0	0	0	0	0	0
STL	0	0	0	0.0	0	0	0	0	0
at Det	1	1	0	0.0	0	0	0	0	0
TB	2	2	0	0.0	0	0	0	0	1
at Car	2	2	0	0.0	0	0	0	0	0
KC	1	1	0	0.0	0	0	0	0	0
PHI	1	1	0	0.0	0	0	0	0	0
at Atl	0	0	0	0.0	0	0	0	0	0
DEN	0	0	0	0.0	0	0	0	0	0
at Dal	0	0	0	0.0	0	0	0	0	0
at Phi	2	1	1	0.0	0	1	0	0	0
NO				Injured Reserve					
at Oak				Injured Reserve					
NYG				Injured Reserve					
DAL									
at SD									
Totals	9	8	1	0.0	0	1	0	0	1

Anthony Montgomery - DT

	Total	Solo	Ast.	Sacks	Yds	PD	Int.	FR	FF
at NYG				Inactive					
STL				Inactive					
at Det				Inactive					
TB				Inactive					
at Car				Inactive					
KC				Inactive					
PHI				Inactive					
at Atl				Inactive					
DEN				Inactive					
at Dal	0	0	0	0.0	0	0	0	0	0
at Phi	0	0	0	0.0	0	0	0	0	0
NO	1	1	0	0.0	0	0	0	0	0
at Oak	2	2	0	0.0	0	0	0	0	0
NYG	0	0	0	0.0	0	0	0	0	0
DAL									
at SD									
Totals	3	3	0	0.0	0	0	0	0	0

Renaldo Wynn - DE

	Total	Solo	Ast.	Sacks	Yds	PD	Int.	FR	FF
at NYG				Inactive					
STL				Inactive					
at Det				Inactive					
TB				Inactive					
at Car				Not With Team					
KC				Not With Team					
PHI				Inactive					
at Atl				Inactive					
DEN				Inactive					
at Dal				Inactive					
at Phi				Inactive					
NO				Inactive					
at Oak									

LINEBACKERS

H.B. Blades

	Total	Solo	Ast.	Sacks	Yds	PD	Int.	FR	FF
at NYG	0	0	0	0.0	0	0	0	0	0
STL	0	0	0	0.0	0	0	0	0	0
at Det	1	0	1	0.0	0	0	0	0	0
TB	0	0	0	0.0	0	0	0	0	0
at Car	1	1	0	0.0	0	0	0	0	0
KC	1	0	1	0.0	0	0	0	0	0
PHI	0	0	0	0.0	0	0	0	0	0
at Atl	1	1	0	0.0	0	0	0	0	0
DEN	0	0	0	0.0	0	0	0	0	0
at Dal	2	2	0	0.0	0	0	0	0	0
at Phi	0	0	0	0.0	0	0	0	0	0
NO	4	4	0	0.0	0	0	0	0	0
at Oak	0	0	0	0.0	0	0	0	0	0
NYG	0	0	0	0.0	0	0	0	0	0
DAL									
at SD									
Totals	10	8	2	0.0	0	0	0	0	0

Alvin Bowen

	Total	Solo	Ast.	Sacks	Yds	PD	Int.	FR	FF
at NYG									
STL									
at Det									
TB									
at Car									
KC									
PHI									
at Atl									
DEN									
at Dal									
at Phi									
NO	0	0	0	0.0	0	0	0	0	0
at Oak									
NYG									
DAL									
at SD									
Totals	0	0	0	0.0	0	0	0	0	0

London Fletcher

	Total	Solo	Ast.	Sacks	Yds	PD	Int.	FR	FF
at NYG	18	11	7	0.0	0	1	0	0	0
STL	11	5	6	0.0	0	0	0	0	0
at Det	16	8	8	0.0	0	0	0	0	0
TB	11	7	4	1.0	-1	0	0	0	0
at Car	11	7	4	0.0	0	0	0	0	0
KC	6	3	3	0.0	0	0	0	0	0
PHI	9	5	4	0.0	0	1	0	0	0
at Atl	7	4	3	0.0	0	0	0	0	0
DEN	3	1	2	0.0	0	0	0	0	0
at Dal	15	12	3	0.0	0	1	1	0	1
at Phi	15	12	3	1.0	-1	1	0	0	0
NO	9	6	3	0.0	0	1	0	0	0
at Oak	13	8	5	0.0	0	2	0	0	0
NYG	8	7	1	0.0	0	0	0	0	0
DAL									
at SD									
Totals	152	96	56	2.0	-2	7	1	0	1

Robert Henson

	Total	Solo	Ast.	Sacks	Yds	PD	Int.	FR	FF
at NYG									
STL									
at Det									
TB									
at Car									
KC									
PHI									
at Atl	0	0	0	0.0	0	0	0	0	0
DEN									
at Dal									
at Phi									
NO	0	0	0	0.0	0	0	0	0	0
at Oak	0	0	0	0.0	0	0	0	0	0
NYG	0	0	0	0.0	0	0	0	0	0
DAL									
at SD									
Totals	0	0	0	0.0	0	0	0	0	0

Rocky McIntosh

	Total	Solo	Ast.	Sacks	Yds	PD	Int.	FR	FF
at NYG	11	4	7	0.0	0	0	0	0	0
STL	8	5	3	0.0	0	0	0	0	1
at Det	7	4	3	0.0	0	0	0	0	1
TB	8	5	3	0.0	0	2	0	0	0
at Car	10	5	5	0.0	0	1	0	0	0
KC	7	4	3	0.0	0	0	0	0	0
PHI	3	3	0	0.0	0	0	0	0	0
at Atl	7	2	5	0.0	0	0	1	0	0
DEN	6	4	2	0.0	0	0	0	0	0
at Dal	5	2	3	0.0	0	0	0	0	0
at Phi	9	5	4	0.0	0	0	0	0	0
NO	8	3	5	0.0	0	0	0	0	0
at Oak	7	4	3	0.0	0	0	0	0	0
NYG	11	7	4	0.0	0	0	0	0	0
DAL									
at SD									
Totals	107	57	50	0.0	0	3	1	0	2

Brian Orakpo

	Total	Solo	Ast.	Sacks	Yds	PD	Int.	FR	FF
at NYG	2	2	0	0.0	0	0	0	0	0
STL	1	0	1	0.0	0	0	0	0	0
at Det	5	4	1	1.0	-8	0	0	0	0
TB	7	5	2	1.0	-2	0	0	0	0
at Car	5	1	4	0.5	-4	0	0	0	0
KC	6	4	2	1.0	-6	0	0	0	0
PHI	2	0	2	0.0	0	0	0	0	0
at Atl	5	3	2	2.0	-10	0	0	0	0
DEN	6	5	1	1.5	-14	0	0	0	0
at Dal	4	1	3	0.0	0	0	0	0	0
at Phi	3	3	0	0.0	0	1	0	0	0
NO	3	2	1	0.0	0	0	0	0	0
at Oak	6	5	1	4.0	-44	0	0	0	1
NYG	1	1	0	0.0	0	0	0	0	0
DAL									
at SD									
Totals	56	36	20	11.0	-88	1	0	0	1

Chris Wilson

	Total	Solo	Ast.	Sacks	Yds	PD	Int.	FR	FF
at NYG	1	0	1	0.0	0	0	0	0	0
STL	0	0	0	0.0	0	1	0	0	0
at Det	1	1	0	0.0	0	0	0	0	0
TB	1	1	0	0.0	0	0	0	0	0
at Car	0	0	0	0.0	0	0	0	0	0
KC	2	2	0	1.0	-6	0	0	0	0
PHI	2	2	0	0.0	0	0	0	0	0
at Atl	0	0	0	0.0	0	0	0	0	0
DEN	0	0	0	0.0	0	0	0	0	0
at Dal	1	1	0	0.0	0	0	0	0	0
at Phi	1	1	0	0.0	0	0	0	0	0
NO	0	0	0	0.0	0	0	0	0	0
at Oak	0	0	0	0.0	0	0	0	0	0
NYG	1	1	0	0.0	0	0	0	0	0
DAL									
at SD									
Totals	10	9	1	1.0	-6	1	0	0	0

DEFENSIVE BACKS

Kevin Barnes - CB

	Total	Solo	Ast.	Sacks	Yds	PD	Int.	FR	FF
at NYG				Inactive					
at STL				Inactive					
at Det				Inactive					
TB				Inactive					
at Car				Inactive					
KC				Inactive					
PHI				Inactive					
at Atl				Inactive					
DEN				Inactive					
at Dal				Inactive					
at Phi									
NO	2	1	1	0.0	0	0	0	0	0
at Oak	1	1	0	0.0	0	0	0	0	0
NYG	0	0	0	0.0	0	0	0	0	0
DAL				Inactive					
at SD									
Totals	3	2	1	0.0	0	0	0	0	0

Reed Doughty - S

	Total	Solo	Ast.	Sacks	Yds	PD	Int.	FR	FF
at NYG	4	3	1	0.0	0	0	0	0	0
STL	2	2	0	0.0	0	0	0	0	0
at Det	7	5	2	0.0	0	0	0	0	0
TB	9	8	1	0.0	0	0	0	0	0
at Car	3	2	1	0.0	0	0	0	0	0
KC	10	9	1	0.0	0	0	0	0	0
PHI	3	2	1	0.0	0	0	0	0	0
at Atl	6	5	1	0.0	0	0	0	0	0
DEN	10	8	2	0.0	0	1	0	1	0
at Dal	7	5	2	0.0	0	0	0	0	0
at Phi	10	9	1	0.0	0	0	0	0	0
NO	7	6	1	0.0	0	1	0	0	0
at Oak	5	4	1	1.0	0	0	0	0	0
NYG	5	4	1	0.0	0	0	0	0	0
DAL									
at SD									
Totals	88	72	16	1.0	0	2	0	1	0

DeAngelo Hall - CB

	Total	Solo	Ast.	Sacks	Yds	PD	Int.	FR	FF
at NYG	6	4	2	0.0	0	2	1	0	0
STL	4	3	1	0.0	0	1	0	0	0
at Det	2	0	2	0.0	0	0	0	0	0
TB	3	0	3	0.0	0	1	1	0	0
at Car	10	7	3	0.0	0	1	1	0	0
KC	5	4	1	0.0	0	0	0	0	0
PHI	3	2	1	0.0	0	0	0	0	0
at Atl	3	3	0	0.0	0	0	0	0	0
DEN	4	3	1	0.0	0	0	1	0	0
at Dal	9	6	3	0.0	0	0	0	1	0
at Phi				Inactive					
NO				Inactive					
at Oak	2	2	0	0.0	0	1	0	0	0
NYG									
DAL									
at SD									
Totals	51	34	17	0.0	0	6	4	1	0

Lendy Holmes - S

	Total	Solo	Ast.	Sacks	Yds	PD	Int.	FR	FF
at NYG				Practice Squad					
STL				Practice Squad					
at Det				Practice Squad					
TB				Practice Squad					
at Car				Practice Squad					
KC				Practice Squad					
PHI				Practice Squad					
at Atl				Practice Squad					
DEN	0	0	0	0.0	0	0	0	0	0
at Dal	0	0	0	0.0	0	0	0	0	0
at Phi	0	0	0	0.0	0	0	0	0	0
NO	0	0	0	0.0	0	0	0	0	0
at Oak	0	0	0	0.0	0	0	0	0	0
NYG	0	0	0	0.0	0	0	0	0	0
DAL									
at SD									
Totals	0	0	0	0.0	0	0	0	0	0

Chris Horton - S

	Total	Solo	Ast.	Sacks	Yds	PD	Int.	FR	FF
at NYG	10	5	5	0.0	0	0	0	0	0
STL	7	6	1	0.0	0	2	0	0	1
at Det	4	3	1	0.0	0	1	0	0	0
TB	3	2	1	0.0	0	0	1	0	0
at Car	3	2	1	0.0	0	0	0	0	0
KC	0	0	0	0.0	0	0	0	0	0
PHI	3	3	0	0.0	0	0	0	0	0
at Atl	6	6	0	0.0	0	0	0	0	0
DEN				Injured Reserve					
at Dal				Injured Reserve					
at Phi				Injured Reserve					
NO				Injured Reserve					
at Oak				Injured Reserve					
NYG				Injured Reserve					
DAL									
at SD									
Totals	36	27	9	0.0	0	3	0	1	1

LaRon Landry - S

	Total	Solo	Ast.	Sacks	Yds	PD	Int.	FR	FF
at NYG	8	8	0	0.0	0	1	0	0	0
STL	1	0	1	0.0	0	0	0	0	0
at Det	8	8	0	0.0	0	0	0	0	0
TB	7	6	1	0.0	0	0	0	0	0
at Car	8	6	2	0.0	0	0	0	0	1
KC	4	2	2	0.0	0	0	0	0	0
PHI	5	5	0	0.0	0	0	0	0	0
at Atl	5	5	0	0.0	0	0	0	0	0
DEN	1	1	0	0.0	0	0	0	0	0
at Dal	8	5	3	0.0	0	1	0	0	0
at Phi	4	4	0	0.0	0	0	0	0	0
NO	13	12	1	1.0	-11	3	0	0	0
at Oak	7	5	2	0.0	0	3	1	0	1
NYG	6	5	1	0.0	0	0	0	0	0
DAL									
at SD									
Totals	85	72	13	1.0	-11	8	1	0	2

Kareem Moore - S

	Total	Solo	Ast.	Sacks	Yds	PD	Int.	FR	FF
at NYG	0	0	0	0.0	0	0	0	0	0
STL	0	0	0	0.0	0	0	0	0	0
at Det	0	0	0	0.0	0	0	0	0	0
TB	0	0	0	0.0	0	0	0	0	0
at Car	1	1	0	0.0	0	0	0	0	0
KC	0	0	0	0.0	0	0	0	0	0
PHI	0	0	0	0.0	0	0	0	0	0
at Atl	0	0	0	0.0	0	0	0	0	0
DEN	1	1	0	0.0	0	0	0	0	0
at Dal	0	0	0	0.0	0	0	0	0	0
at Phi	0	0	0	0.0	0	1	0	0	0
NO	1	1	0	0.0	0	1	1	0	0
at Oak	1	1	0	0.0	0	0	0	0	0
NYG	1	0	1	0.0	0	0	0	0	0
DAL									
at SD									
Totals	5	4	1	0.0	0	2	1	0	0

Carlos Rogers - CB

	Total	Solo	Ast.	Sacks	Yds	PD	Int.	FR	FF
at NYG	1	0	1	0.0	0	2	0	0	0
STL	5	3	2	0.0	0	1	0	1	0
at Det	1	0	1	0.0	0	1	0	0	0
TB	3	1	2	0.0	0	2	0	0	0
at Car	3	2	1	0.0	0	1	0	0	0
KC	5	4	1	0.0	0	0	0	0	0
PHI	3	3	0	0.0	0	0	0	0	0
at Atl	2	2	0	0.0	0	0	0	0	0
DEN	1	1	0	0.0	0	0	0	0	0
at Dal	0	0	0	0.0	0	0	0	0	0
at Phi	1	0	1	0.0	0	1	0	0	0
NO	2	2	0	0.0	0	0	0	0	0
at Oak	8	7	1	0.0	0	0	0	0	0
NYG	3	3	0	0.0	0	1	0	0	0
DAL									
at SD									
Totals	38	28	10	0.0	0	9	0	1	0

Fred Smoot - CB

	Total	Solo	Ast.	Sacks	Yds	PD	Int.	FR	FF
at NYG	2	1	1	0.0	0	1	0	0	0
STL				Inactive					
at Det	3	2	1	0.0	0	2	0	0	0
TB	0	0	0	0.0	0	0	0	0	0
at Car	0	0	0	0.0	0	0	0	0	0
KC	1	1	0	0.0	0	0	0	0	0
PHI	1	1	0	0.0	0	0	0	0	0
at Atl	0	0	0	0.0	0	0	0	0	0
DEN	2	1	1	0.0	0	0	0	0	0
at Dal	5	4	1	0.0	0	1	0	0	0
at Phi	3	1	2	0.0	0	1	0	0	0
NO	6	5	1	0.0	0	2	0	0	0
at Oak	6	4	2	0.0	0	1	0	0	0
NYG	3	3	0	0.0	0	0	0	0	0
DAL									
at SD									
Totals	32	23	9	0.0	0	8	0	0	0

Justin Tryon - CB

	Total	Solo	Ast.	Sacks	Yds	PD	Int.	FR	FF
at NYG	0	0	0	0.0	0	0	0	0	0
STL	1	1	0	0.0	0	1	0	0	0
at Det	1	0	1	0.0	0	0	0	0	0
TB	6	4	2	1.0	0	0	0	0	0
at Car	2	2	0	0.0	0	0	0	0	0
KC	2	2	0	0.0	0	0	0	0	0
PHI	2	2	0	0.0	0	0	0	0	0
at Atl	1	1	0	0.0	0	0	0	0	0
DEN	3	2	1	0.0	0	1	0	0	0
at Dal	1	1	0	0.0	0	0	0	0	0
at Phi									

KICKOFF RETURNERS

		Ladell Betts					Rock Cartwright					Quinton Ganther				
		No.	Yards	Avg.	Long	TD	No.	Yards	Avg.	Long	TD	No.	Yards	Avg.	Long	TD
13-Sep	at NYG	1	29	29.0	29	0	3	73	24.3	26	0	Not With Team				
20-Sep	STL	0	0	0.0	0	0	1	23	23.0	23	0	Not With Team				
27-Sep	at Det	0	0	0.0	0	0	4	92	23.0	25	0	Not With Team				
4-Oct	TB	0	0	0.0	0	0	2	51	25.5	27	0	Not With Team				
11-Oct	at Car	0	0	0.0	0	0	1	23	23.0	23	0	Not With Team				
18-Oct	KC	0	0	0.0	0	0	5	98	19.6	26	0	Not With Team				
26-Oct	PHI	0	0	0.0	0	0	6	161	26.8	42	0	Inactive				
8-Nov	at Atl	0	0	0.0	0	0	3	54	18.0	22	0	Not With Team				
15-Nov	DEN	0	0	0.0	0	0	3	69	23.0	28	0	0	0	0.0	0	0
22-Nov	at Dal	0	0	0.0	0	0	0	0	0.0	0	0	0	0	0.0	0	0
29-Nov	at Phi	Injured Reserve					0	0	0.0	0	0	1	25	25.0	25	0
6-Dec	NO	Injured Reserve					0	0	0.0	0	0	0	0	0.0	0	0
13-Dec	at Oak	Injured Reserve					0	0	0.0	0	0	0	0	0.0	0	0
21-Dec	NYG	Injured Reserve					4	73	18.3	21	0	0	0	0.0	0	0
27-Dec	DAL															
3-Jan	at SD															
Totals		1	29	29.0	29	0	32	556	17.4	42	0	1	25	25.0	25	0

		Mike Sellers					Devin Thomas					Chris Wilson				
		No.	Yards	Avg.	Long	TD	No.	Yards	Avg.	Long	TD	No.	Yards	Avg.	Long	TD
13-Sep	at NYG	1	13	13.0	13	0	0	0	0.0	0	0	0	0	0.0	0	0
20-Sep	STL	0	0	0.0	0	0	1	21	21.0	21	0	0	0	0.0	0	0
27-Sep	at Det	0	0	0.0	0	0	0	0	0.0	0	0	0	0	0.0	0	0
4-Oct	TB	0	0	0.0	0	0	0	0	0.0	0	0	0	0	0.0	0	0
11-Oct	at Car	0	0	0.0	0	0	0	0	0.0	0	0	0	0	0.0	0	0
18-Oct	KC	0	0	0.0	0	0	0	0	0.0	0	0	0	0	0.0	0	0
26-Oct	PHI	0	0	0.0	0	0	0	0	0.0	0	0	0	0	0.0	0	0
8-Nov	at Atl	0	0	0.0	0	0	0	0	0.0	0	0	0	0	0.0	0	0
15-Nov	DEN	0	0	0.0	0	0	0	0	0.0	0	0	0	0	0.0	0	0
22-Nov	at Dal	0	0	0.0	0	0	2	56	28.0	38	0	0	0	0.0	0	0
29-Nov	at Phi	0	0	0.0	0	0	4	94	23.5	35	0	0	0	0.0	0	0
6-Dec	NO	0	0	0.0	0	0	7	159	22.7	39	0	0	0	0.0	0	0
13-Dec	at Oak	Inactive					3	71	23.7	25	0	0	0	0.0	0	0
21-Dec	NYG	0	0	0.0	0	0	3	38	12.7	20	0	1	8	8.0	8	0
27-Dec	DAL															
3-Jan	at SD															
Totals		1	13	13.0	13	0	20	439	22.0	39	0	1	8	8.0	8	0

PUNT RETURNERS

		DeAngelo Hall						Santana Moss						Antwaan Randle El					
		No.	FC	Yds	Avg.	Long	TD	No.	FC	Yds	Avg.	Long	TD	No.	FC	Yds	Avg.	Long	TD
13-Sep	at NYG	0	0	0	0.0	0	0	1	0	1	1.0	1	0	0	0	0	0.0	0	0
20-Sep	STL	0	0	0	0.0	0	0	0	0	0	0.0	0	0	1	2	15	15.0	15	0
27-Sep	at Det	0	0	0	0.0	0	0	0	0	0	0.0	0	0	1	4	10	10.0	10	0
4-Oct	TB	0	0	0	0.0	0	0	1	0	4	4.0	4	0	2	0	10	5.0	11	0
11-Oct	at Car	0	0	0	0.0	0	0	0	0	0	0.0	0	0	2	1	3	1.5	3	0
18-Oct	KC	0	0	0	0.0	0	0	1	0	11	11.0	11	0	3	1	8	2.7	8	0
26-Oct	PHI	0	0	0	0.0	0	0	1	0	-1	-1.0	-1	0	2	3	11	5.5	11	0
8-Nov	at Atl	1	1	-2	-2.0	-2	0	0	0	0	0.0	0	0	0	0	0	0.0	0	0
15-Nov	DEN	0	0	0	0.0	0	0	2	0	8	4.0	8	0	0	0	0	0.0	0	0
22-Nov	at Dal	0	1	0	0.0	0	0	1	0	10	10.0	10	0	0	0	0	0.0	0	0
29-Nov	at Phi	Inactive						0	1	0	0.0	0	0	1	2	1	1.0	1	0
6-Dec	NO	Inactive						0	0	0	0.0	0	0	0	1	0	0.0	0	0
13-Dec	at Oak	Inactive						0	0	0	0.0	0	0	2	1	0	0.0	0	0
21-Dec	NYG	0	0	0	0.0	0	0	2	0	6	3.0	5	0	0	0	0	0.0	0	0
27-Dec	DAL																		
3-Jan	at SD																		
Totals		1	2	-2	-2.0	0	0	9	1	39	4.3	11	0	15	18	58	3.9	15	0

OTHERS

		Byron Westbrook					
		No.	FC	Yds	Avg.	Long	TD
4-Oct	TB	1	0	0	0.0	0	0

KICKER

Graham Gano

		Field Goals						Kickoffs					
		Under 20	20-29 Yds	30-39 Yds	40-49 Yds	50+ Yds	Total	Ret.	Ret.	Ret.			
XP	XPA	FG - FGA	FG - FGA	FG - FGA	FG - FGA	FG - FGA	FG - FGA	No.	Yards	Avg	TB	TD	
13-Sep	at NYG	Not With Team											
20-Sep	STL	Not With Team											
27-Sep	at Det	Not With Team											
4-Oct	TB	Not With Team											
11-Oct	at Car	Not With Team											
18-Oct	KC	Not With Team											
26-Oct	PHI	Not With Team											
8-Nov	at Atl	Not With Team											
15-Nov	DEN	Not With Team											
22-Nov	at Dal	Not With Team											
29-Nov	at Phi	Not With Team											
6-Dec	NO	Not With Team											
13-Dec	at Oak	4 - 4	0 - 0	0 - 0	0 - 0	2 - 2	0 - 0	2 - 2	5	109	21.8	2	0
21-Dec	NYG	0 - 1	0 - 0	0 - 0	0 - 0	0 - 0	0 - 0	0 - 0	2	30	15.0	1	0
27-Dec	DAL												
3-Jan	at SD												
Totals		4 - 5	0 - 0	0 - 0	0 - 0	2 - 2	0 - 0	2 - 2	7	139	19.9	3	0
		80%	0.0%	0.0%	0.0%	100.0%	0.0%	100.0%					

Shaun Suisham

		Field Goals						Kickoffs					
		Under 20	20-29 Yds	30-39 Yds	40-49 Yds	50+ Yds	Total	Ret.	Ret.	Ret.			
XP	XPA	FG - FGA	FG - FGA	FG - FGA	FG - FGA	FG - FGA	FG - FGA	No.	Yards	Avg	TB	TD	
13-Sep	at NYG	2 - 2	0 - 0	1 - 1	0 - 0	0 - 0	0 - 0	1 - 1	4	41	10.3	0	0
20-Sep	STL	0 - 0	0 - 0	3 - 3	0 - 0	0 - 0	0 - 0	3 - 3	4	55	13.8	0	0
27-Sep	at Det	2 - 2	0 - 0	0 - 0	0 - 0	0 - 0	0 - 0	0 - 0	2	38	19.0	1	0
4-Oct	TB	1 - 2	0 - 0	0 - 0	0 - 0	1 - 1	0 - 0	1 - 1	2	62	31.0	2	0
11-Oct	at Car	2 - 2	0 - 0	0 - 0	1 - 1	0 - 0	0 - 0	1 - 1	5	106	21.2	0	0
18-Oct	KC	0 - 0	0 - 0	1 - 1	0 - 0	1 - 1	0 - 0	2 - 2	3	79	26.3	2	0
26-Oct	PHI	2 - 2	0 - 0	0 - 0	0 - 0	1 - 1	0 - 0	1 - 1	3	37	12.3	0	0
8-Nov	at Atl	2 - 2	0 - 0	0 - 0	0 - 0	1 - 1	0 - 0	1 - 1	4	99	24.8	0	0
15-Nov	DEN	3 - 3	0 - 0	0 - 0	2 - 2	0 - 0	0 - 0	2 - 2	4	76	19.0	0	0
22-Nov	at Dal	0 - 0	0 - 0	0 - 0	1 - 2	1 - 1	0 - 1	2 - 4	3	66	22.0	0	0
29-Nov	at Phi	3 - 3	0 - 0	1 - 1	0 - 0	0 - 0	0 - 0	1 - 1	5	35	11.7	2	0
6-Dec	NO	3 - 3	0 - 0	2 - 3	1 - 1	0 - 0	0 - 0	3 - 4	7	144	20.6	0	0
13-Dec	at Oak	Not With Team											
21-Dec	NYG	Not With Team											
27-Dec	DAL												
3-Jan	at SD												
Totals		20 - 21	0 - 0	8 - 9	5 - 6	5 - 5	0 - 1	18 - 21	46	838	18.2	7	0
		95%	0.0%	88.9%	83.3%	100.0%	0.0%	85.7%					

PUNTER

Hunter Smith

		Gross				Ret				Opp.	Ret.	In the	Net
No.	Yards	Long	Avg.	TB	FC	TD	Blk	Ret	Yards	20	Avg.		
13-Sep	at NYG	5	193	49	38.6	1	3	0	0	1	0	1	34.6
20-Sep	STL	2	96	52	48.0	0	0	0	0	2	12	0	41.5
27-Sep	at Det	5	229	58	45.8	0	3	0	0	1	2	4	45.4
4-Oct	TB	1	47	47	47.0	0	0	0	0	1	5	0	42.0
11-Oct	at Car	Inactive											
18-Oct	KC	Inactive											
26-Oct	PHI	7	302	57	43.1	1	1	0	0	2	37	4	35.7
8-Nov	at Atl	Inactive											
15-Nov	DEN	4	152	44	38.0	0	3	0	0	1	0	1	38.0
22-Nov	at Dal	5	195	46	39.0	1	2	0	0	1	13	3	32.4
29-Nov	at Phi	5	233	59	46.6	2	1	0	0	2	27	2	33.2
6-Dec	NO	1	51	51	51.0	0	0	0	0	1	-2	1	53.0
13-Dec	at Oak	5	233	56	46.6	0	1	0	0	4	47	0	37.2
21-Dec	NYG												
27-Dec	DAL												
3-Jan	at SD												
Totals		40	1731	59	43.3	5	14	0	0	16	141	16	39.8

OTHERS:

Glenn Pakulak

11-Oct	at Car	5	212	57	41.2	0	1	0	0	3	14	1	35.6
18-Oct	KC	8	286	47	35.8	0	1	0	1	4	32	3	31.8
Totals		13	498	57	38.3	0	2	0	1	7	46	4	34.8

Sam Paulescu

8-Nov	at Atl	3	150	53	50.0	0	0	0	0	2	12	0	46.0
-------	--------	---	-----	----	------	---	---	---	---	---	----	---	------

Shaun Suisham

4-Oct	TB	3	80	32	26.7	0	1	0	0	1	4	1	25.3
-------	----	---	----	----	------	---	---	---	---	---	---	---	------

REDSKINS TAKEAWAYS

Date	Opp	Takeaway	Forced by	Rec'd by - Interceptor	Down-Dist-Yard	Qtr	Return Yards	Points Off
13-Sep	at NYG	Fumble	A. Carter	L. Alexander	3-6-29	2	0	0
13-Sep	at NYG	Interception	(E. Manning)	D. Hall	2-8-12	3	18	3
20-Sep	STL	Fumble	C. Horton	C. Rogers	3-4-9	4	0	0
27-Sep	at Det	None						
4-Oct	TB	Interception	(J. Johnson)	D. Hall	3-7-43	3	22	3
4-Oct	TB	Fumble	J. Jarmon	C. Horton	3-1-28	4	0	0
11-Oct	at Car	Fumble	K. Golston	A. Haynesworth	1-10-19	1	0	7
11-Oct	at Car	Interception	(J. Delhomme)	D. Hall	3-8-27	3	44	7
18-Oct	KC	None						
26-Oct	PHI	None						
8-Nov	at Atl	Interception	(M. Ryan)	R. McIntosh	1-15-48	1	18	0
15-Nov	DEN	Fumble	L. Alexander	R. Doughty	2-1-39	1	0	0
15-Nov	DEN	Interception	(C. Simms)	D. Hall	1-10-46	4	43	7
22-Nov	at Dal	Fumble	London Fletcher	D. Hall	2-2-16	1	7	0
22-Nov	at Dal	Interception	(T. Romo)	L. Fletcher	4-2-39	4	2	0
29-Nov	at Phi	Interception	(D. McNabb)	J. Tryon	3-7-13	4	3	3
6-Dec	NO	Interception	(D. Brees)	K. Moore	3-26-44	2	14	0
13-Dec	at Oak	Interception	(J. Russell)	L. Landry	1-10-20	4	-1	7
21-Dec	NYG	None						

REDSKINS GIVEAWAYS

Date	Opp	Giveaway	Forced by (Redskin)	Rec'd By / Interceptor	Down-Dist-Yard	Qtr	Rtn Yards	Points Off
13-Sep	at NYG	Interception	(J. Campbell)	C. Webster	2-8-42	2	0	0
13-Sep	at NYG	Fumble	O. Umenyiora (J. Campbell)	O. Umenyiora	1-10-48	2	37	7
20-Sep	STL	Fumble	R. Bartell (S. Moss)	R. Bartell	1-10-37	2	0	0
27-Sep	at Det	Interception	(J. Campbell)	K. Simpson	3-5-50	3	8	0
4-Oct	TB	Fumble	J. Wilkerson (J. Campbell)	G. Adams	3-10-20	1	0	7
4-Oct	TB	Interception	(J. Campbell)	A. Talib	4-4-37	1	16	0
4-Oct	TB	Interception	(J. Campbell)	A. Talib	3-2-46	2	32	0
4-Oct	TB	Interception	(J. Campbell)	A. Talib	2-9-48	4	13	3
11-Oct	at Car	None						
18-Oct	KC	Fumble	A. Studebaker (C. Portis)	M. Vrabel	3-1-50	1	0	0
18-Oct	KC	Interception	(J. Campbell)	B. Flowers	4-2-36	2	33	0
26-Oct	PHI	Interception	(J. Campbell)	W. Witherspoon	2-8-11	1	9	7
26-Oct	PHI	Fumble	W. Witherspoon (J. Campbell)	Q. Mikell	1-10-38	2	0	3
26-Oct	PHI	Fumble	Muffed Punt Catch (A. Randle El)	S. Jones	4-8-37	2	0	3
26-Oct	PHI	Fumble	Fumbled Snap (C. Rabach)	B. Bunkley	4-G-4	4	0	0
8-Nov	at Atl	Interception	(J. Campbell)	T. Hill	2-22-46	1	62	7
15-Nov	DEN	None						
22-Nov	at Dal	Interception	(J. Campbell)	A. Spencer	1-10-33	4	-3	0
29-Nov	at Phi	Interception	(J. Campbell)	A. Samuel	3-2-21	2	0	3
29-Nov	at Phi	Interception	(J. Campbell)	A. Samuel	3-8-37	2	17	3
6-Dec	NO	Fumble	Muffed Punt Catch (K. Barnes)	U. Young	4-1-30	2	0	0
6-Dec	NO	Fumble	R. Meachem (K. Moore)	R. Meachem	3-26-44	2	44	7
6-Dec	NO	Interception	(J. Campbell)	J. Vilma	1-10-45	4	8	0
6-Dec	NO	Fumble	C. McAlister (M. Sellers)	C. McAlister	2-4-36	OT	0	3
13-Dec	at Oak	Fumble	Muffed Punt Catch (A. Randle El)	T. Stewart	4-14-16	4	0	0
21-Dec	NYG	Interception	(H. Smith)	B. Johnson	4-4-20	2	49	0
21-Dec	NYG	Interception	(J. Campbell)	T. Thomas	1-10-12	3	14	7
21-Dec	NYG	Interception	(J. Campbell)	C. Blackburn	4-20-35	4	24	0

REDSKINS SCORING DRIVES

Date	Opp	Obtained	Scoring Play	Plays	Yards	Drive Time	Score WAS-Opp	Qtr	Time Remain
13-Sep	at NYG	KO (TD)	H. Smith 8-yard run	7	77	1:50	7-17	2	0:21
13-Sep	at NYG	Interception	S. Suisham 27-yard field goal	4	2	1:57	10-17	3	0:50
13-Sep	at NYG	KO (FG)	J. Campbell pass to C. Cooley 17 yards	7	72	1:42	17-23	4	1:30
20-Sep	STL	Punt	S. Suisham 21-yard field goal	13	83	6:19	3-0	1	4:57
20-Sep	STL	Punt	S. Suisham 28-yard field goal	13	69	5:57	6-0	2	7:58
20-Sep	STL	Punt	S. Suisham 23-yard field goal	14	74	7:28	9-7	3	6:27
27-Sep	at Det	KO (H)	J. Campbell pass to S. Moss 57 yards	3	73	1:45	7-13	3	13:15
27-Sep	at Det	KO (TD)	J. Campbell pass to R. Cartwright 4 yards	8	72	2:50	14-19	4	2:36
4-Oct	TB	Interception	S. Suisham 42-yard field goal	7	18	3:19	3-10	3	10:36
4-Oct	TB	Punt	J. Campbell pass to C. Cooley 17 yards	10	74	5:24	10-10	3	3:32
4-Oct	TB	Punt	J. Campbell pass to S. Moss 59 yards	1	59	0:07	16-10	3	1:22
11-Oct	at Car	Fumble	J. Campbell pass to C. Portis 10 yards	2	13	0:44	7-0	1	13:54
11-Oct	at Car	Punt	S. Suisham 38-yard field goal	10	55	4:29	10-2	2	1:45
11-Oct	at Car	Interception	C. Portis 1-yard run	1	1	0:03	17-2	3	10:06
18-Oct	KC	KO (H)	S. Suisham 40-yard field goal	6	58	3:43	3-3	3	11:17
18-Oct	KC	Punt	S. Suisham 28-yard field goal	5	78	1:03	6-3	3	6:01
26-Oct	PHI	KO (FG)	J. Campbell pass to D. Thomas 2 yards	8	45	5:26	7-17	2	8:00
26-Oct	PHI	KO (TD)	S. Suisham 47-yard field goal	9	39	1:50	10-27	2	0:00
26-Oct	PHI	Punt	J. Campbell pass to F. Davis 1 yard	8	46	2:18	17-27	4	1:38
8-Nov	at Atl	Punt	S. Suisham 48-yard field goal	7	52	3:49	3-14	2	5:56
8-Nov	at Atl	KO (H)	L. Betts 1-yard run	13	80	7:50	10-24	3	7:10
8-Nov	at Atl	Punt	J. Campbell pass to T. Yoder 3 yards	13	81	6:50	17-24	4	13:05
15-Nov	DEN	KO (TD)	J. Campbell pass to T. Yoder 2 yards	12	78	6:15	7-7	1	6:32
15-Nov	DEN	Punt	H. Smith pass to M. Sellers 35 yards	7	59	3:00	14-14	2	6:30
15-Nov	DEN	Punt	S. Suisham 30-yard field goal	13	79	7:15	17-17	4	10:40
15-Nov	DEN	Interception	L. Betts 1-yard run	11	60	6:13	24-17	4	2:44
15-Nov	DEN	Downs	S. Suisham 35-yard field goal	4	9	1:04	27-17	4	1:10
22-Nov	at Dal	Punt	S. Suisham 45-yard field goal	10	45	5:06	3-0	2	10:22
22-Nov	at Dal	Punt	S. Suisham 31-yard field goal	7	47	4:12	6-0	3	0:41
29-Nov	at Phi	KO (O)	J. Campbell 1-yard run	4	19	1:54	7-0	1	13:06
29-Nov	at Phi	KO (TD)	J. Campbell pass to S. Moss 4 yards	13	80	6:04	14-10	2	11:44
29-Nov	at Phi	Punt	J. Campbell pass to F. Davis 10 yards	9	80	4:57	21-16	3	8:34
29-Nov	at Phi	Interception	S. Suisham 25-yard field goal	5	16	1:50	24-16	4	11:42
6-Dec	NO	Punt	J. Campbell pass to F. Davis 8 yards	9	94	4:40	7-0	1	8:11
6-Dec	NO	Punt	S. Suisham 32-yard field goal	9	57	3:29	10-0	1	2:48
6-Dec	NO	KO (TD)	J. Campbell pass to D. Thomas 5 yards	9	78	3:17	17-10	2	2:17
6-Dec	NO	KO (H)	S. Suisham 28-yard field goal	10	64	4:00	20-17	3	11:00
6-Dec	NO	Downs	J. Campbell pass to D. Thomas 13 yards	4	56	1:34	27-17	3	7:48
6-Dec	NO	KO (FG)	S. Suisham 21-yard field goal	9	63	4:44	30-20	4	12:51
13-Dec	at Oak	KO (FG)	J. Campbell pass to F. Davis 6 yards	7	77	3:59	7-3	1	0:13
13-Dec	at Oak	KO (TD)	G. Gano 46-yard field goal	7	52	3:47	10-10	2	7:27
13-Dec	at Oak	Punt	J. Campbell pass to F. Davis 17 yards	4	60	0:52	17-10	2	0:56
13-Dec	at Oak	Punt	Q. Ganther 1-yard run	13	80	6:01	24-13	4	11:22
13-Dec	at Oak	Interception	Q. Ganther 1-yard run	4	41	1:32	31-13	4	9:42
13-Dec	at Oak	Downs	G. Gano 41-yard field goal	7	21	4:01	34-13	4	2:47
21-Dec	NYG	KO (H)	J. Campbell pass to F. Davis 11 yards	8	86	4:30	6-24	3	10:30
21-Dec	NYG	KO (TD)	Q. Ganther 1-yard run	9	77	5:58	12-38	3	0:09

KEY: KO (O) — Start of game
 KO (H) — Start of second half
 * Overtime

KO (TD) — Following opponent TD
 KO (FG) — Following opponent field goal

OPPONENTS SCORING DRIVES

Date	Opp	Obtained	Scoring Play	Plays	Yards	Drive Time	Score WAS-Opp	Qtr	Time Remain
13-Sep	at NYG	KO (O)	L. Tynes 28-yard field goal	12	67	7:19	0-3	1	7:41
13-Sep	at NYG	Punt	E. Manning pass to M. Manningham 30 yards	6	44	3:10	0-10	2	10:10
13-Sep	at NYG	Fumble	O. Umenyiora 37-yard fumble return	0	37	0:00	0-17	2	2:11
13-Sep	at NYG	KO (TD)	L. Tynes 45-yard field goal	8	44	4:47	10-20	4	11:03
13-Sep	at NYG	Punt	L. Tynes 28-yard field goal	10	66	6:11	10-23	4	3:12
20-Sep	STL	KO (FG)	M. Bulger pass to L. Robinson 2 yards	10	89	4:02	6-7	2	3:56
27-Sep	at Det	Downs	M. Stafford pass to B. Johnson 21 yards	12	99	5:50	0-7	1	1:20
27-Sep	at Det	Punt	J. Hanson 39-yard field goal	11	74	5:26	0-10	2	8:30
27-Sep	at Det	Punt	J. Hanson 26-yard field goal	18	86	6:53	0-13	2	0:00
27-Sep	at Det	Punt	M. Morris 2-yard run	8	85	3:44	7-19	4	5:26
4-Oct	TB	Fumble	J. Johnson pass to A. Bryant 8 yards	2	10	0:47	0-7	1	13:00
4-Oct	TB	Punt	M. Nugent 37-yard field goal	12	60	4:34	0-10	2	0:00
4-Oct	TB	Interception	M. Nugent 22-yard field goal	12	53	7:49	16-13	4	4:25
11-Oct	at Car	Safety	T. Davis tackles C. Portis in End Zone	0	3	0:00	7-2	2	8:21
11-Oct	at Car	KO (TD)	J. Delhomme pass to J. King 17 yards	4	40	1:35	17-9	3	8:31
11-Oct	at Car	Downs	J. Kasay 43-yard field goal	8	38	3:14	17-12	4	14:15
11-Oct	at Car	Muffed Punt	J. Stewart 8-yard run	2	12	0:43	17-20	4	9:21
18-Oct	KC	Punt	R. Succop 39-yard field goal	10	50	4:46	0-3	2	5:34
18-Oct	KC	KO (FG)	R. Succop 46-yard field goal	9	42	4:54	6-6	3	1:07
18-Oct	KC	Punt	R. Succop 46-yard field goal	6	9	2:19	6-9	4	3:36
18-Oct	KC	Punt	R. Succop 24-yard field goal	6	31	1:15	6-12	4	0:37
18-Oct	KC	Safety	T. Hali sacks T. Collins in End Zone	0	7	0:00	6-14	4	0:26
26-Oct	PHI	KO (O)	D. Jackson 67-yard run	4	81	1:54	0-7	1	13:06
26-Oct	PHI	Interception	W. Witherspoon 9-yard interception return	0	9	0:00	0-14	1	1:00
26-Oct	PHI	Fumble	D. Akers 47-yard field goal	4	6	1:27	0-17	2	13:26
26-Oct	PHI	Muffed Punt	D. Akers 44-yard field goal	4	-1	1:34	7-20	2	4:08
26-Oct	PHI	Punt	D. McNabb pass to D. Jackson 57 yards	3	45	1:07	7-27	2	1:50
8-Nov	at Atl	KO (O)	M. Ryan pass to T. Gonzalez 2 yards	10	74	5:42	0-7	1	9:18
8-Nov	at Atl	Interception	T. Hill 62-yard interception return	0	62	0:00	0-14	1	2:47
8-Nov	at Atl	KO (FG)	M. Turner 30-yard run	5	61	2:20	3-21	2	3:36
8-Nov	at Atl	Punt	J. Elam 33-yard field goal	14	66	2:17	3-24	2	0:00
8-Nov	at Atl	KO (TD)	M. Turner 58-yard run	3	73	1:42	17-31	4	11:23
15-Nov	DEN	KO (O)	K. Orton pass to B. Marshall 40 yards	4	67	2:13	0-7	1	12:47
15-Nov	DEN	Punt	K. Orton pass to B. Marshall 75 yards	1	75	0:11	7-14	1	3:35
15-Nov	DEN	KO (TD)	M. Prater 24-yard field goal	18	82	6:25	14-17	2	0:05
22-Nov	at Dal	Missed FG	T. Romo pass to P. Crayton 10 yards	9	60	4:25	6-7	4	2:41
29-Nov	at Phi	KO (TD)	D. Akers 29-yard field goal	10	68	4:11	7-3	1	8:55
29-Nov	at Phi	Punt	D. McNabb pass to D. Jackson 35 yards	7	51	3:17	7-10	1	2:48
29-Nov	at Phi	Interception	D. Akers 24-yard field goal	6	15	2:15	14-13	2	0:49
29-Nov	at Phi	Interception	D. Akers 41-yard field goal	3	5	0:16	14-16	2	0:03
29-Nov	at Phi	KO (FG)	E. Buckley 1-yard run	10	90	4:18	24-24	4	7:24
29-Nov	at Phi	Punt	D. Akers 32-yard field goal	10	66	3:47	24-27	4	1:48
6-Dec	NO	KO (FG)	G. Hartley 34-yard field goal	12	50	5:34	10-3	2	12:14
6-Dec	NO	Punt	D. Brees pass to M. Colston 40 yards	9	87	4:27	10-10	2	5:34
6-Dec	NO	Fumble	R. Meachem 44-yard fumble return	0	44	0:00	17-17	2	0:22
6-Dec	NO	KO (TD)	G. Hartley 27-yard field goal	10	64	5:13	27-20	3	2:35
6-Dec	NO	KO (FG)	G. Hartley 28-yard field goal	12	69	5:59	30-23	4	6:52
6-Dec	NO	Missed FG	D. Brees pass to R. Meachem 53 yards	5	80	0:33	30-30	4	1:19
6-Dec	NO	Fumble	G. Hartley 18-yard field goal	8	36	5:16	30-33	OT	8:31
13-Dec	at Oak	Punt	S. Janikowski 34-yard field goal	5	56	1:21	0-3	1	4:12
13-Dec	at Oak	KO (TD)	J. Fargas 1-yard run	8	50	3:59	7-10	2	11:14
13-Dec	at Oak	Punt	S. Janikowski 54-yard field goal	9	20	4:50	17-13	3	8:49
21-Dec	NYG	KO (O)	A. Bradshaw 3-yard run	16	80	9:13	0-7	1	5:47
21-Dec	NYG	Punt	A. Bradshaw 4-yard run	11	63	5:00	0-14	2	14:21
21-Dec	NYG	Punt	L. Tynes 38-yard field goal	9	27	4:40	0-17	2	8:05
21-Dec	NYG	Punt	E. Manning pass to S. Smith 6 yards	4	56	2:05	0-24	2	4:36
21-Dec	NYG	KO (TD)	E. Manning pass to D. Hagan 23 yards	7	77	4:09	6-31	3	6:21
21-Dec	NYG	Interception	T. Thomas 14-yard interception return	0	14	0:00	6-38	3	6:07
21-Dec	NYG	KO (TD)	E. Manning pass to M. Manningham 25 yards	5	64	2:21	12-45	4	12:48

KEY: KO (O) — Start of game
 KO (H) — Start of second half
 * Overtime

KO (TD) — Following opponent TD
 KO (FG) — Following opponent field goal

DRIVE RESULTS

REDSKINS

		Total Drives														
		TD	FG	Missed FG	Blocked FG	Punt	Blocked Punt	Downs	Fumbles Lost	Loss by Interception	Safety	End of Game / Half	Points	Scoring %	First Drive	
13-Sep	at NYG	10	2	1	0	0	5	0	1	1	0	0	17	30.0%	Punt	
20-Sep	STL	8	0	3	0	0	2	0	1	1	0	1	9	37.5%	Punt	
27-Sep	at Det	10	2	0	0	0	5	0	1	0	1	1	14	20.0%	Downs	
4-Oct	TB	12	2	1	0	0	4	0	0	1	3	0	16	25.0%	Fumble	
11-Oct	at Car	10	2	1	0	0	5	0	1	1	0	1	17	30.0%	Touchdown	
18-Oct	KC	13	0	2	0	0	8	0	0	1	1	1	6	15.4%	Fumble	
26-Oct	PHI	13	2	1	0	0	7	0	0	2	1	0	17	23.1%	Punt	
8-Nov	at Atl	9	2	1	0	0	3	0	2	0	1	0	17	33.3%	Punt	
15-Nov	DEN	11	3	2	0	0	4	0	1	0	0	1	27	45.5%	Touchdown	
22-Nov	at Dal	11	0	2	2	0	5	0	0	0	1	0	6	18.2%	Punt	
29-Nov	at Phi	13	3	1	0	0	5	0	1	0	2	0	24	30.8%	Touchdown	
6-Dec	NO	11	3	3	1	0	1	0	0	1	1	0	30	54.5%	Touchdown	
13-Dec	at Oak	12	4	2	0	0	5	0	0	0	0	1	34	50.0%	Punt	
21-Dec	NYG	10	2	0	0	0	4	0	1	0	3	0	12	20.0%	Punt	
27-Dec	DAL															
3-Jan	at SD															
Totals		153	27	20	3	0	63	0	8	8	15	2	8	246	30.7%	

OPPONENTS

		Total Drives													
		TD	FG	Missed FG	Blocked FG	Punt	Blocked Punt	Downs	Fumbles Lost	Loss by Interception	Safety	End of Game / Half	Points	Scoring %	First Drive
13-Sep	at NYG	10	1	3	0	0	1	0	1	1	0	2	23	40.0%	Field Goal
20-Sep	STL	8	1	0	0	0	4	0	1	1	0	1	7	12.5%	Punt
27-Sep	at Det	10	2	2	0	0	6	0	0	0	0	0	19	40.0%	Punt
4-Oct	TB	12	1	2	2	0	5	0	0	1	1	0	13	25.0%	Touchdown
11-Oct	at Car	12	2	1	0	0	4	0	1	1	0	2	20	25.0%	Fumble
18-Oct	KC	13	0	4	0	0	7	0	1	0	0	1	14	30.8%	Punt
26-Oct	PHI	13	2	2	0	0	8	0	0	0	0	1	27	30.8%	Touchdown
8-Nov	at Atl	9	3	1	0	0	3	0	0	0	1	0	31	44.4%	Touchdown
15-Nov	DEN	11	2	1	0	0	4	0	2	1	1	0	17	27.3%	Touchdown
22-Nov	at Dal	11	1	0	1	0	6	0	0	1	1	0	7	9.1%	Punt
29-Nov	at Phi	13	2	4	0	0	5	0	0	0	1	0	27	46.2%	Field Goal
6-Dec	NO	12	2	4	1	0	3	0	1	0	1	0	33	50.0%	Punt
13-Dec	at Oak	13	1	2	1	0	6	0	2	0	1	0	13	23.1%	Punt
21-Dec	NYG	9	5	1	0	0	2	0	0	0	0	1	45	66.7%	Touchdown
27-Dec	DAL														
3-Jan	at SD														
Totals		156	25	27	5	0	64	0	9	6	9	11	296	33.3%	

* Indicates opening drive of game.

Returns of any kind for TDs are not included on this chart; they do not count as drives.

OPENING DRIVES

REDSKINS				OPPONENTS					
	Plays	Yrds	Drive	Result		Plays	Yrds	Drive	Result
13-Sep	at NYG	4	33	2:49	Punt	12	67	7:19	Field Goal
20-Sep	STL	3	9	1:29	Punt	4	14	2:15	Punt
27-Sep	at Det	11	65	3:59	Downs	6	18	3:51	Punt
4-Oct	TB	3	-10	1:13	Fumble	2	10	0:47	Touchdown
11-Oct	at Car	2	13	0:44	Touchdown	1	-6	0:22	Fumble
18-Oct	KC	3	10	1:06	Fumble	3	0	1:01	Punt
26-Oct	PHI	4	16	2:17	Punt	4	81	1:54	Touchdown
8-Nov	at Atl	3	-7	1:58	Punt	10	65	5:42	Touchdown
15-Nov	DEN	12	78	6:15	Touchdown	4	67	2:13	Touchdown
22-Nov	at Dal	3	9	1:47	Punt	3	5	1:42	Punt
29-Nov	at Phi	4	19	1:54	Touchdown	10	78	4:11	Field Goal
6-Dec	NO	9	94	4:40	Touchdown	4	19	2:09	Punt
13-Dec	at Oak	3	-6	2:01	Punt	5	21	3:14	Punt
21-Dec	NYG	3	-3	1:26	Punt	16	80	9:13	Touchdown
27-Dec	DAL								
3-Jan	at SD								

*Indicates opening drive of game.

Note: Returns of any kind for TDs are not included on this chart; they do not count as drives.

IN THE RED ZONE

REDSKINS										OPPONENTS									
	Possessions	TDs	FGs	Missed FGs	INTs	Fumbles	Downs	Half/Game	Avg Points		Possessions	TDs	FGs	Missed FGs	INTs	Fumbles	Downs	Half/Game	Avg Points
13-Sep	at NYG	3	2	1	0	0	0	0	5.0	3	0	2	0	0	0	1	0	2.0	
20-Sep	STL	5	0	3	0	0	1	1	1.8	2	1	0	0	0	1	0	0	3.5	
27-Sep	at Det	2	1	0	0	0	1	0	3.5	3	1	2	0	0	0	0	0	4.0	
4-Oct	TB	1	1	0	0	0	0	0	6.0	3	1	2	0	0	0	0	0	4.0	
11-Oct	at Car	3	2	1	0	0	0	0	5.0	3	2	0	0	0	0	1	0	4.0	
18-Oct	KC	1	0	1	0	0	0	0	3.0	2	0	2	0	0	0	0	0	3.0	
26-Oct	PHI	3	2	0	0	1	0	0	4.0	0	0	0	0	0	0	0	0	0.0	
8-Nov	at Atl	2	2	0	0	0	0	0	6.0	2	1	1	0	0	0	0	0	5.0	
15-Nov	DEN	4	2	2	0	0	0	0	4.5	1	0	1	0	0	0	0	0	3.0	
22-Nov	at Dal	1	0	1	0	0	0	0	3.0	2	1	0	0	0	1	0	0	3.0	
29-Nov	at Phi	4	3	1	0	0	0	0	5.0	4	1	3	0	0	0	0	0	3.8	
6-Dec	NO	7	3	3	1	0	0	0	3.4	4	0	4	0	0	0	0	0	3.0	
13-Dec	at Oak	4	4	0	0	0	0	0	6.0	2	1	1	0	0	0	0	0	4.5	
21-Dec	NYG	2	2	0	0	0	0	0	6.0	4	3	1	0	0	0	0	0	5.3	
27-Dec	DAL																		
3-Jan	at SD																		
Totals		42	24	13	1	0	1	2	4.4		35	12	19	0	0	2	2	0	3.7

Note: "In-the-Red Zone" is a series which has at least one play in which the ball is snapped on or within the opponent's 19-yard line.

Also: A touchdown is only counted as 6 points in the "average points" category.

THIRD DOWN EFFICIENCY

REDSKINS

												Totals		
												Conv.	Att.	%
		3 & 1	3 & 2	3 & 3	3 & 4	3 & 5	3 & 6	3 & 7	3 & 8	3 & 9	3 & 10+			
13-Sep	at NYG	0 - 0	2 - 3	0 - 0	1 - 1	1 - 2	0 - 1	0 - 0	1 - 3	0 - 0	0 - 2	5 - 12	42%	
20-Sep	STL	1 - 1	1 - 1	0 - 2	0 - 0	1 - 3	0 - 0	1 - 1	0 - 0	1 - 2	2 - 5	7 - 15	47%	
27-Sep	at Det	0 - 0	1 - 1	0 - 0	0 - 0	0 - 2	0 - 0	0 - 1	0 - 0	1 - 1	0 - 5	2 - 10	20%	
4-Oct	TB	0 - 0	0 - 1	0 - 0	1 - 3	0 - 1	1 - 2	1 - 2	0 - 0	0 - 0	1 - 5	4 - 14	29%	
11-Oct	at Car	1 - 1	0 - 0	1 - 1	0 - 0	1 - 2	0 - 0	0 - 3	0 - 1	0 - 0	0 - 2	3 - 10	30%	
18-Oct	KC	1 - 2	0 - 1	0 - 1	0 - 1	0 - 1	0 - 1	0 - 0	0 - 3	0 - 0	1 - 4	2 - 14	14%	
26-Oct	PHI	1 - 1	0 - 0	0 - 0	0 - 0	0 - 0	0 - 2	0 - 0	0 - 0	0 - 2	2 - 7	3 - 12	25%	
8-Nov	at Atl	1 - 3	0 - 0	3 - 4	0 - 0	3 - 3	1 - 2	1 - 2	0 - 0	0 - 1	0 - 1	9 - 16	56%	
15-Nov	DEN	3 - 3	1 - 1	1 - 1	1 - 3	1 - 1	0 - 0	0 - 1	1 - 2	0 - 2	0 - 2	8 - 16	50%	
22-Nov	at Dal	1 - 2	1 - 2	0 - 0	0 - 0	2 - 2	0 - 0	0 - 0	1 - 1	0 - 0	2 - 8	7 - 15	47%	
29-Nov	at Phi	0 - 0	2 - 3	0 - 0	1 - 1	0 - 1	0 - 1	2 - 2	0 - 1	1 - 2	2 - 6	8 - 17	47%	
6-Dec	NO	1 - 2	1 - 2	0 - 0	0 - 2	1 - 2	0 - 0	2 - 2	1 - 1	0 - 0	1 - 1	7 - 12	58%	
13-Dec	at Oak	1 - 1	1 - 1	1 - 1	0 - 0	0 - 0	1 - 2	0 - 2	1 - 1	0 - 1	0 - 3	5 - 12	42%	
21-Dec	NYG	2 - 2	1 - 1	0 - 0	0 - 1	0 - 0	0 - 0	1 - 1	0 - 0	0 - 0	1 - 7	5 - 12	42%	
27-Dec	DAL											0 - 0		
3-Jan	at SD											0 - 0		
Totals		13 - 18	11 - 17	6 - 10	4 - 12	10 - 20	3 - 11	8 - 17	5 - 13	3 - 11	12 - 58	75 - 187	40%	
		72 %	65 %	60 %	33 %	50 %	27 %	47 %	38 %	27 %	21 %			

SUMMARY

3rd & 1-3	30-45 (66.7 %)
3rd & 4-6	17-43 (39.5 %)
3rd & 7+	28-99 (28.3 %)
Overall	75-187 (40.1 %)

OPPONENTS

												Totals		
												Conv.	Att.	%
		3 & 1	3 & 2	3 & 3	3 & 4	3 & 5	3 & 6	3 & 7	3 & 8	3 & 9	3 & 10+			
13-Sep	at NYG	0 - 3	0 - 0	1 - 2	0 - 0	1 - 1	1 - 2	2 - 2	0 - 1	1 - 1	0 - 1	6 - 13	46%	
20-Sep	STL	0 - 0	1 - 2	1 - 1	2 - 3	0 - 0	1 - 1	1 - 1	0 - 1	0 - 0	0 - 3	6 - 12	50%	
27-Sep	at Det	2 - 2	1 - 1	0 - 0	1 - 1	1 - 4	0 - 1	1 - 1	1 - 1	0 - 1	3 - 6	10 - 18	56%	
4-Oct	TB	0 - 1	1 - 1	0 - 2	0 - 0	1 - 2	0 - 1	0 - 1	0 - 1	0 - 0	0 - 4	2 - 13	15%	
11-Oct	at Car	0 - 1	0 - 0	1 - 1	2 - 3	0 - 1	0 - 2	0 - 0	1 - 3	0 - 0	1 - 2	5 - 13	38%	
18-Oct	KC	1 - 1	1 - 1	0 - 1	1 - 1	0 - 2	0 - 0	0 - 1	1 - 3	0 - 1	1 - 6	5 - 17	29%	
26-Oct	PHI	2 - 2	1 - 1	0 - 1	0 - 1	0 - 0	0 - 0	0 - 0	0 - 2	0 - 1	1 - 7	4 - 15	27%	
8-Nov	at Atl	1 - 2	1 - 1	1 - 2	0 - 0	0 - 0	0 - 0	0 - 0	0 - 0	0 - 1	2 - 6	5 - 12	42%	
15-Nov	DEN	1 - 1	1 - 1	1 - 1	0 - 0	0 - 0	0 - 0	0 - 2	0 - 1	1 - 1	1 - 5	5 - 12	42%	
22-Nov	at Dal	2 - 3	0 - 1	1 - 1	0 - 0	0 - 1	0 - 2	0 - 1	0 - 2	0 - 0	0 - 0	3 - 11	27%	
29-Nov	at Phi	1 - 3	1 - 1	0 - 1	1 - 2	2 - 2	0 - 2	0 - 2	0 - 0	0 - 0	0 - 2	5 - 15	33%	
6-Dec	NO	1 - 4	1 - 1	0 - 0	0 - 0	2 - 2	0 - 0	1 - 3	0 - 0	0 - 1	1 - 3	6 - 14	43%	
13-Dec	at Oak	0 - 1	0 - 1	1 - 1	0 - 0	0 - 0	1 - 2	0 - 1	0 - 0	0 - 0	2 - 9	4 - 15	27%	
21-Dec	NYG	1 - 1	1 - 1	3 - 3	1 - 2	1 - 2	2 - 2	0 - 2	1 - 1	0 - 0	1 - 1	11 - 15	73%	
27-Dec	DAL											0 - 0		
3-Jan	at SD											0 - 0		
Totals		12 - 25	10 - 13	10 - 17	8 - 13	8 - 17	5 - 15	5 - 17	4 - 16	2 - 7	13 - 55	77 - 195	40%	
		48 %	77 %	59 %	62 %	47 %	33 %	29 %	25 %	29 %	24 %			

SUMMARY

3rd & 1-3	32-55 (58.2%)
3rd & 4-6	21-45 (46.7%)
3rd & 7+	24-95 (25.3%)
Overall	77-195 (39.5%)

INDIVIDUAL HIGHS

REDSKINS

OPPONENTS

Player	When	High		High	Player	When
RUSHING						
L. Betts	Denver Broncos	26	Rushes	20	M. Barber	at Dallas Cowboys
L. Betts	Denver Broncos	114	Yards	166	M. Turner	at Atlanta Falcons
C. Portis	Kansas City Chiefs	78	Long	67	D. Jackson	Philadelphia Eagles
Q. Gantner	at Oakland Raiders	2	TDs	2	M. Turner	at Atlanta Falcons
RECEIVING						
S. Moss	at Detroit Lions	10	Receptions	8	R. Meachem	New Orleans Saints
S. Moss	at Detroit Lions	178	Yards	142	R. Meachem	New Orleans Saints
S. Moss	Tampa Bay Buccaneers	59	Long	75	B. Marshall	Denver Broncos
D. Thomas	New Orleans Saints	2	TDs	2	B. Marshall	Denver Broncos
F. Davis	at Oakland Raiders	2				
PASSING						
J. Campbell	Philadelphia Eagles	43	Attempts	49	D. Brees	New Orleans Saints
J. Campbell	New Orleans Saints	30	Completions	35	D. Brees	New Orleans Saints
J. Campbell	New Orleans Saints	367	Yards	419	D. Brees	New Orleans Saints
J. Campbell	at Detroit Lions	57	Long	75	K. Orton	Denver Broncos
J. Campbell	New Orleans Saints	3	TDs	3	E. Manning	New York Giants
J. Campbell	Tampa Bay Buccaneers	3	INTs	1	E. Manning	at New York Giants
				1	J. Johnson	Tampa Bay Buccaneers
				1	J. Delhomme	at Carolina Panthers
				1	M. Ryan	at Atlanta Falcons
				1	C. Simms	Denver Broncos
				1	T. Romo	at Dallas Cowboys
				1	D. McNabb	at Philadelphia Eagles
				1	D. Brees	New Orleans Saints
				1	J. Russell	at Oakland Raiders
PUNT RETURNS						
A. Randle El	Kansas City Chiefs	3	Returns	4	B. Wade	Kansas City Chiefs
				4	J. Higgins	at Oakland Raiders
A. Randle El	at Detroit Lions	4	FCs	3	D. Hixon	at New York Giants
				3	D. Northcutt	at Detroit Lions
A. Randle El	St. Louis Rams	15	Yards	47	J. Higgins	at Oakland Raiders
A. Randle El	St. Louis Rams	15	Long	29	D. Jackson	Philadelphia Eagles
				29	D. Jackson	at Philadelphia Eagles
			TDs			
KICKOFF RETURNS						
D. Thomas	New Orleans Saints	7	Returns	6	C. Roby	New Orleans Saints
R. Cartwright	Philadelphia Eagles	161	Yards	145	C. Roby	New Orleans Saints
R. Cartwright	Philadelphia Eagles	42	Long	55	K. Moore	at Carolina Panthers
			TDs			
FIELD GOALS						
S. Suisham	St. Louis Rams	4	Attempts	5	G. Hartley	Tampa Bay Buccaneers
S. Suisham	New Orleans Saints	4				
S. Suisham	St. Louis Rams	3	Made	4	R. Succop	Kansas City Chiefs
S. Suisham	New Orleans Saints	3		4	D. Akers	at Philadelphia Eagles
				4	G. Hartley	New Orleans Saints
S. Suisham	at Atlanta Falcons	48	Long	54	S. Janikowski	at Oakland Raiders
PUNTS						
G. Pakulak	Kansas City Chiefs	8	Total	7	D. Colquitt	Kansas City Chiefs
H. Smith	Philadelphia Eagles	302	Yards	297	S. Lechler	at Oakland Raiders
H. Smith	New Orleans	51	G Avg	49.5	S. Lechler	at Oakland Raiders
H. Smith	at Detroit Lions	59	Long	68	S. Lechler	at Oakland Raiders
H. Smith	at Detroit Lions	4	In-20	4	S. Rocca	Philadelphia Eagles
H. Smith	Philadelphia Eagles	4				
H. Smith	at Philadelphia Eagles	2	Touchbacks	2	S. Lechler	at Oakland Raiders
INTERCEPTIONS						
D. Hall	at New York Giants	1	Total	3	A. Talib	Tampa Bay Buccaneers
D. Hall	Tampa Bay Buccaneers	1				
D. Hall	at Carolina Panthers	1				
R. McIntosh	at Atlanta Falcons	1				
D. Hall	Denver Broncos	1				
L. Fletcher	at Dallas Cowboys	1				
J. Tryon	at Philadelphia Eagles	1				
K. Moore	New Orleans Saints	1				
L. Landry	at Oakland Raiders	1				
D. Hall	at Carolina Panthers	44	Long return	62	T. Hill	at Atlanta Falcons
			TDs	1	W. Witherspoon	Philadelphia Eagles
				1	T. Hill	at Atlanta Falcons
				1	T. Thomas	New York Giants
TACKLES						
L. Fletcher	at New York Giants	18	Total	14	B. Dawkins	Denver Broncos
L. Landry	New Orleans Saints	12	Solo	12	B. Dawkins	Denver Broncos
B. Orakpo	at Oakland Raiders	4	Sacks	2.5	J. Babineaux	at Atlanta Falcons

20-YARD PLAYS FROM SCRIMMAGE

REDSKINS				OPPONENTS			
Yards	Play	Opp	Date	Yards	Play	Opp	Date
35	J. Campbell pass to A. Randle El	at NYG	9/13/09	30	E. Manning pass to M. Manningham	at NYG	9/13/09
34	C. Portis run	at NYG	9/13/09	27	E. Manning pass to K. Boss	at NYG	9/13/09
23	J. Campbell pass to L. Betts	at NYG	9/13/09	26	E. Manning pass to S. Smith	at NYG	9/13/09
25	J. Campbell pass to L. Betts	STL	9/20/09	25	E. Manning pass to M. Manningham	at NYG	9/13/09
24	J. Campbell pass to A. Randle El	STL	9/20/09	24	E. Manning pass to K. Boss	at NYG	9/13/09
21	J. Campbell pas to S. Moss	STL	9/20/09	22	A. Bradshaw run	at NYG	9/13/09
57	J. Campbell pass to S. Moss (TD)	at Det	9/27/09	58	S. Jackson run	STL	9/20/09
22	J. Campbell pass to S. Moss	at Det	9/27/09	25	M. Bulger pass to K. Burton	STL	9/20/09
21	J. Campbell pass to S. Moss	at Det	9/27/09	24	M. Stafford pass to B. Johnson	at Det	9/27/09
21	J. Campbell pass to S. Moss	at Det	09/27/09	24	M. Stafford pass to W. Heller	at Det	9/27/09
21	J. Campbell run	at Det	9/27/09	22	M. Stafford pass to B. Johnson	at Det	9/27/09
59	J. Campbell pass to S. Moss (TD)	TB	10/4/09	21	M. Stafford pass to B. Johnson	at Det	9/27/09
23	J. Campbell to S. Moss	at Car	10/11/09	21	M. Stafford run	at Det	9/27/09
78	C. Portis run	KC	10/18/09	20	M. Stafford pass to D. Northcutt	at Det	9/27/09
42	T. Collins pass to S. Moss	KC	10/18/09	27	J. Johnson pass to A. Bryant	TB	10/4/09
25	J. Campbell pass to C. Cooley	KC	10/18/09	22	J. Delhomme pass to D. Rosario	at Car	10/11/09
24	J. Campbell pass to S. Moss	PHI	10/26/09	32	M. Cassel pass to D. Bowe	KC	10/18/09
22	J. Campbell pass to D. Thomas	PHI	10/26/09	20	M. Cassel pass to D. Bowe	KC	10/18/09
21	J. Campbell pass to D. Thomas	PHI	10/26/09	67	D. Jackson run	PHI	10/26/09
47	J. Campbell pass to M. Sellers	at Atl	11/08/09	57	D. McNabb pass to D. Jackson	PHI	10/26/09
25	J. Campbell pass to S. Moss	at Atl	11/08/09	20	D. McNabb pass to J. Maclin	PHI	10/26/09
23	J. Campbell pass to L. Betts	at Atl	11/08/09	58	M. Turner run	at Atl	11/08/09
35	H. Smith pass to M. Sellers (TD)	DEN	11/15/09	33	M. Turner run	at Atl	11/08/09
27	J. Campbell pass to D. Thomas	DEN	11/15/09	30	M. Turner run	at Atl	11/08/09
26	J. Campbell pass to A. Randle El	DEN	11/15/09	75	K. Orton pass to B. Marshall (TD)	DEN	11/15/09
24	J. Campbell pass to F. Davis	DEN	11/15/09	40	K. Orton pass to B. Marshall (TD)	DEN	11/15/09
36	J. Campbell pass to M. Kelly	at Dal	11/22/09	28	K. Moreno run	DEN	11/15/09
34	R. Cartwright run	at Dal	11/22/09	23	T. Romo pass to M. Austin	at Dal	11/22/09
29	J. Campbell pass to R. Cartwright	at Dal	11/22/09	21	T. Romo pass to M. Bennett	at Dal	11/22/09
26	J. Campbell pass to D. Thomas	at Dal	11/22/09	46	D. McNabb pass to J. Avant	at Phi	11/29/09
35	J. Campbell pass to D. Thomas	at Phi	11/29/09	35	D. McNabb pass to D. Jackson (TD)	at Phi	11/29/09
29	J. Campbell pass to F. Davis	at Phi	11/29/09	35	D. McNabb pass to J. Maclin	at Phi	11/29/09
27	J. Campbell pass to M. Kelly	at Phi	11/29/09	20	D. McNabb pass to J. Avant	at Phi	11/29/09
23	J. Campbell pass to M. Kelly	at Phi	11/29/09	53	D. Brees pass to R. Meachem (TD)	NO	12/6/09
44	J. Campbell pass to A. Randle El	NO	12/6/09	40	D. Brees pass to M. Colston (TD)	NO	12/6/09
40	J. Campbell pass to D. Thomas	NO	12/6/09	29	D. Brees pass to R. Meachem	NO	12/6/09
38	J. Campbell pass to S. Moss	NO	12/6/09	21	D. Brees pass to D. Thomas	NO	12/6/09
29	J. Campbell pass to D. Thomas	NO	12/6/09	48	B. Gradkowski pass to D. McFadden	at Oak	12/13/09
42	J. Campbell pass to Q. Ganther	at Oak	12/13/09	26	B. Gradkowski pass to D. McFadden	at Oak	12/13/09
30	J. Campbell pass to S. Moss	at Oak	12/13/09	20	B. Gradkowski pass to G. Russell	at Oak	12/13/09
29	J. Campbell pass to D. Thomas	at Oak	12/13/09	45	E. Manning pass to H. Nicks	NYG	12/21/09
27	J. Campbell pass to F. Davis	at Oak	12/13/09	35	E. Manning pass to K. Boss	NYG	12/21/09
51	J. Campbell pass to R. Cartwright	NYG	12/21/09	31	A. Bradshaw run	NYG	12/21/09
46	T. Collins pass to S. Moss	NYG	12/21/09	25	E. Manning pass to M. Manningham (TD)	NYG	12/21/09
22	J. Campbell pass to F. Davis	NYG	12/21/09	23	E. Manning pass to D. Hagan (TD)	NYG	12/21/09
20	M. Mason run	NYG	12/21/09	21	E. Manning pass to H. Nicks	NYG	12/21/09
20	J. Campbell run	NYG	12/21/09				

INSTANT REPLAY

Challenge by Washington		Qtr	Time	Down	Yds	Play	Ruling on the Field	Reviewed Result
13-Sep	at NYG	3	6:13	3	5	C. Cooley fumble	Fumble	Down by contact
20-Sep	STL					None		
27-Sep	at Det	4	4:02	1	10	J. Campbell pass incomplete to A. Randle El	Incomplete Pass	Complete Pass
4-Oct	TB					None		
11-Oct	at Car	4	10:04	4	15	Muffed punt catch	Carolina Recovered	Upheld
18-Oct	KC					None		
26-Oct	PHI					None		
8-Nov	at Atl					None		
15-Nov	DEN					None		
22-Nov	at Dal					None		
29-Nov	at Phi					None		
6-Dec	NO					None		
13-Dec	at Oak	3	2:35	3	35	J. Russell pass to Z. Miller 13 yards	Catch	Incomplete Pass
21-Dec	NYG					None		
27-Dec	DAL							
3-Jan	at SD							

Challenge by Opponent		Qtr	Time	Down	Yds	Play	Ruling on the Field	Reviewed Result
13-Sep	at NYG					None		
20-Sep	STL					None		
27-Sep	at Det					None		
4-Oct	TB					None		
11-Oct	at Car	2	9:06	4	GL	B. Hoover fumble on run up the middle	Cannot advance fumble	Upheld
18-Oct	KC					None		
26-Oct	PHI					None		
8-Nov	at Atl	4	13:13	2	GL	J. Campbell pass to T. Yoder 3 yards	Touchdown	Upheld
15-Nov	DEN					None		
22-Nov	at Dal					None		
29-Nov	at Phi					None		
6-Dec	NO					None		
13-Dec	at Oak	4	11:22	1	10	J. Russell pass intercepted by L. Landry	Interception	Upheld
21-Dec	NYG					None		
27-Dec	DAL							
3-Jan	at SD							

Challenge by Review Assistant		Qtr	Time	Down	Yds	Play	Ruling on the Field	Reviewed Result
13-Sep	at NYG					None		
20-Sep	STL	2	1:12	1	10	J. Campbell pass to S. Moss 7 yards	Catch	Fumble (STL Ball)
27-Sep	at Det					None		
4-Oct	TB					None		
11-Oct	at Car					None		
18-Oct	KC					None		
26-Oct	PHI					None		
8-Nov	at Atl					None		
15-Nov	DEN					None		
22-Nov	at Dal	2	0:21	2	1	J. Campbell run out-of-bounds -5 yards	Out-of-bounds	Incomplete Pass
29-Nov	at Phi					None		
6-Dec	NO	2	0:39	3	26	K. Moore fumbles following interception	Fumble	Upheld
6-Dec	NO	OT	13:47	2	4	J. Campbell pass to M. Sellers 3 yards	Catch/Down by Contact	Fumble (NO Ball)
13-Dec	at Oak	2	2:00	3	2	B. Gradkowski pass to L. Murphy 27 yards	Catch	Incomplete Pass
21-Dec	NYG					None		
27-Dec	DAL							
3-Jan	at SD							

The Last Time

Passing

400 Yards Passing, Individual

Redskins 12/26/99

Opponents 12/6/09

Four Touchdown Passes, Individual

Redskins 12/18/05

Opponents 11/18/07

Five Touchdown Passes, Individual

Redskins 11/10/91

Opponents 09/12/99

Three Interceptions Thrown, Individual

Redskins 10/04/09

Opponent 12/18/05

Four Interceptions Thrown, Individual

Redskins 12/14/03

Opponent 12/18/04

Five Interceptions Thrown, Individual

Redskins 10/16/94

By Opponent 10/31/83

Brad Johnson at 49ers (471 yards)

Drew Brees of Saints (419 yards)

Mark Brunell vs. Cowboys

Tony Romo at Cowboys

Mark Rypien vs. Falcons (6)

Troy Aikman of Cowboys

Jason Campbell vs. Buccaneers

Drew Bledsoe of Cowboys

Tim Hasselbeck vs. Cowboys

Ken Dorsey at 49ers

Heath Shuler vs. Cardinals

Ed Luther at Chargers (6)

Rushing

30 or More Rushing Attempts, Individual

Redskins 11/11/07

Opponent 12/24/06

150 Yards Rushing, Individual

Redskins 10/19/08

Opponent 11/08/09

200 Yards Rushing, Individual

Redskins 09/17/89

Opponents 12/30/06

Three Touchdowns Rushing, Individual

Redskins 10/23/05

Opponents 12/30/06

Four Touchdowns Rushing, Individual

Redskins Never

Opponents 11/21/54

Two 100-yard Rushers

Redskins 12/04/05

Opponents 11/03/96

100 Yards Rushing and Receiving

Redskins 12/16/73

Opponent 12/24/06

Clinton Portis vs. Eagles (30 carries)

Steven Jackson of Rams (33 carries)

Clinton Portis vs. Browns (175 yards)

Michael Turner of Falcons (166 yards)

Gerald Riggs vs. Eagles (221 yards)

Tiki Barber of New York Giants (234 yards)

Clinton Portis vs. 49ers

Tiki Barber of New York Giants

Ollie Matson at Chicago Cardinals

Rock Cartwright (118) and Clinton Portis (136) at St. Louis

Darick Holmes (122) and Thurman Thomas (107) at Bills

Larry Brown vs. Eagles (150 rushing, 105 receiving)

Steven Jackson of Rams (150 rushing, 102 receiving)

Receiving

200 Yards Receiving, Individual

Redskins 10/21/01

Opponents 11/07/93

10 or more Receptions, Individual

Redskins 09/27/09

Opponent 09/04/08

Three Touchdown Receptions, Individual

Redskins 10/1/06

Opponents 11/18/07

Rod Gardner vs. Panthers (208 yards)

Reggie Langhorne of Colts (203 yards)

Santana Moss vs. Lions (10)

Plaxico Burress of Giants (10)

Santana Moss vs. Jaguars

Terrell Owens at Cowboys

Four Touchdown Receptions, Individual

Redskins Never
Opponent 11/18/07 Terrell Owens of Cowboys

Two 100-yard Receivers

Redskins 09/14/03 Laveranues Coles (180) and Rod Gardner (118) at Falcons
Opponents 12/24/06 Isaac Bruce (148) and Steven Jackson (102) at Rams

Defense**Shutout**

Redskins 09/30/91 Redskins 23 vs. Eagles 0
Opponents 10/30/05 Redskins 0 at New York Giants 36

Pass Interception Returned for Touchdown

Redskins 10/21/07 London Fletcher vs. Cardinals (27 yards)
Opponents 12/21/09 Terrell Thomas of Giants of Falcons (14 yards)

Fumble Returned for Touchdown

Redskins 01/01/06 Sean Taylor at Eagles (39 yards)
Opponents 12/7/08 Osi Umenyiora of Giants (37 yards)

Safety

Redskins 12/23/07 Kedric Golston vs. Vikings (Stopped RB Tony Richardson of NY Jets in end zone)
Opponents 10/18/09 Tamba Hali of Chiefs (Sacked QB Todd Collins in end zone)

Three Interceptions, Individual

Redskins 10/17/99 Champ Bailey at Cardinals
Opponents 10/04/09 Aqib Talib of Buccaneers

Two Sacks, Individual

Redskins 11/08/09 Brian Orakpo (4) and Andre Carter vs. Raiders
Opponents 11/08/09 Jonathan Babineaux of Falcons

Three Sacks, Individual

Redskins 12/18/05 Brian Orakpo (4) vs. Raiders
Opponents 10/28/07 Mike Vrabel of Patriots

Four Sacks, Individual

Redskins 12/13/09 Brian Orakpo vs. Raiders
Opponents 10/12/03 Simeon Rice of Buccaneers

Special Teams**Kickoff Returned for Touchdown**

Redskins 09/17/06 Rock Cartwright at Cowboys (100 yards)
Opponents 11/04/07 Leon Washington at New York Jets (86 yards)

Punt Returned for Touchdown

Redskins 10/26/08 Santana Moss at Lions (80 yards)
Opponents 10/05/08 DeSean Jackson of Eagles (68 yards)

Blocked Punt

Redskins 12/24/06 Vernon Fox at Rams
Opponents 11/3/08 Andre Frazier of Steelers

70-yard Punt

Redskins 12/15/02 Craig Jarrett vs. Eagles (74 yards)
Opponent 11/26/06 Jason Baker of Panthers (70 yards)

60-yard Punt

Redskins 12/14/08 Ryan Plackemeier vs. Bengals (62 yards)
Opponent 11/15/09 Mitch Berger of Broncos (65 yards)

Blocked Field Goal Attempt

Redskins 12/06/07 Kedric Golston vs. Bears
Opponents 11/23/08 Howard Green at Seahawks

Missed Extra Point Attempt

Redskins	12/21/09	Graham Gano vs. Giants (blocked)
Opponents	11/3/08	Jeff Reed of Steelers

50-yard Field Goal

Redskins	10/12/08	Shaun Suisham at Eagles (50 yards)
Opponent	10/12/08	Josh Brown of Rams (50 yards)

Four Field Goals Made, Individual

Redskins	10/26/08	Shaun Suisham at Lions
Opponents	10/18/09	Ryan Succop of Chiefs

Five Field Goals Made, Individual

Redskins	11/04/07	Shaun Suisham at NY Jets
Opponents	12/02/07	Rian Lindell of Bills

Two-Point Conversion

Redskins	11/04/07	Jason Campbell pass to Antwaan Randle El at Jets
Opponents	11/29/09	Reception by LeSean McCoy of Eagles

Blocked FG Attempt, Returned for Touchdown

Redskins	09/24/72	Mike Bass vs. Cardinals (32 yards)
Opponent	01/8/00	Ron Rice of Lions (94 yards)

Back to Back Kickoff Returns for Touchdown

Redskins	09/23/73	Herb Mul-Key vs. Cardinals (97 yards)
Opponent	09/23/73	Don Shy of Cardinals (97 yards)

Blocked Punt, Returned for Touchdown

Redskins	11/07/04	Walt Harris vs. Lions (13 yards)
Opponent	12/22/02	Kevin Williams of Texans (recovered in end zone)

No Punts

Redskins	11/05/00	vs. Arizona Cardinals at Washington
Opponent	9/30/62	vs. St. Louis Cardinals at Washington

Miscellaneous**No Penalties in game**

Redskins	11/16/03	vs. Panthers at Washington
Opponent	11/05/89	vs. Cowboys at Washington

Game Without a Touchdown

Redskins	11/22/09	vs. Cowboys at Dallas (6-7)
Opponent	12/30/07	vs. Cowboys at Washington (27-6)

50 Points Scored in a Game

Redskins	09/19/99	50, vs. Giants at Washington
Opponent	10/28/07	52, vs. Patriots at Washington

40 Points Scored in a Game

Redskins	12/30/01	40, vs. Saints at Washington
Opponent	10/28/07	52, vs. Patriots at Washington

500 Yards Total Offense

Redskins	12/26/99	511 vs. 49ers at Washington
Opponent	12/24/06 (OT)	579 vs. Rams at St. Louis

Tie Game

Redskins 7, Giants 7	11/23/97	at Washington
----------------------	----------	---------------

Scoreless First Half

Redskins 0, Browns 0	10/19/08	at Washington
----------------------	----------	---------------

WASHINGTON REDSKINS

**ROSTERS, DEPTH CHART
AND TRANSACTIONS**



2009 REGULAR SEASON

2009 WASHINGTON REDSKINS DEPTH CHART (as of 12/22/09)

OFFENSE

WR	89 Santana Moss	82 Antwaan Randle El	
LT	76 Levi Jones		
LG	66 Derrick Dockery	<u>69 Paul Fanaika</u>	
C	61 Casey Rabach	63 Will Montgomery	
RG	71 Mike Williams	<u>50 Edwin Williams</u>	
RT	74 Stephon Heyer	73 Will Robinson	
TE	86 Fred Davis	87 Todd Yoder	
WR	11 Devin Thomas	12 Malcolm Kelly	<u>84 Marko Mitchell</u>
QB	17 Jason Campbell	15 Todd Collins	10 Richard Bartel
FB	45 Mike Sellers	87 Todd Yoder	
RB	35 Quinton Ganther	31 Rock Cartwright	32 Marcus Mason

DEFENSE

DE	93 Phillip Daniels	91 Rob Jackson	97 Renaldo Wynn
DT	96 Cornelius Griffin	64 Kedric Golston	
DT	92 Albert Haynesworth	94 Anthony Montgomery	
DE	99 Andre Carter	79 Lorenzo Alexander	
SLB/DE	<u>98 Brian Orakpo</u>	95 Chris Wilson	56 Curtis Gatewood
MLB	59 London Fletcher	54 H.B. Blades	<u>51 Robert Henson</u>
WLB	52 Rocky McIntosh	55 Alvin Bowen	
CB	27 Fred Smoot	22 Carlos Rogers	34 Byron Westbrook
CB	23 DeAngelo Hall	20 Justin Tryon	<u>25 Kevin Barnes</u>
SS	37 Reed Doughty	<u>29 Lendy Holmes</u>	
FS	30 LaRon Landry	41 Kareem Moore	

SPECIAL TEAMS

K	<u>4 Graham Gano</u>		
P	3 Hunter Smith		
LS	67 Ethan Albright	63 Will Montgomery	
H	3 Hunter Smith	82 Antwaan Randle El	
KR	11 Devin Thomas	31 Rock Cartwright	32 Marcus Mason
PR	82 Antwaan Randle El	89 Santana Moss	23 DeAngelo Hall

Rookies are underlined

(Injured players in parentheses)

WASHINGTON REDSKINS 2009 TRANSACTIONS

Jan. 2 – Signed LS **Jeremy Cain**, DB **Michael Grant**, WR **Marques Hagans**, OL **Rueben Riley**, G **Isaiah Ross** and LB **Tyson Smith** to a reserve/future contract.

Jan. 5 – Signed P **Zac Atterberry** and FB **Jonathan Evans** to a reserve/future contract.

Jan. 7 – Tight Ends Coach **Rennie Simmons** retired and Defensive Quality Control Coach **Arthur Smith** left team to join the military.

Feb. 2 – Signed RB/KR **Dominique Dorsey** and K **Dave Rayner** to a reserve/future contract.

Feb. 5 – Named **Scott Wachenheim** tight ends coach.

Feb. 11 – Signed CB **Byron Westbrook** and named **Chip Garber** Defensive Quality Control Coach.

Feb. 12 – Waived P **Ryan Plackemeier**.

Feb. 13 – Awarded RB **Anthony Alridge** off waivers and re-signed LS **Ethan Albright**.

Feb. 20 – Released LB **Marcus Washington**.

Feb. 27 – Signed DT **Albert Haynesworth** and released CB **Shawn Springs**.

March 2 – Signed G **Derrick Dockery** and released LB/DE **Jason Taylor**.

March 3 – Re-signed CB **DeAngelo Hall**.

March 5 – Signed P **Dirk Johnson**.

March 10 – Re-signed LB **Alfred Fincher**.

March 11 – Re-signed S **Reed Doughty**.

March 16 – Re-signed K **Shaun Suisham**.

March 17 – Released LB **Matt Sinclair**.

March 24 – Signed DE **Renaldo Wynn**.

April 2 – Re-signed DE **Phillip Daniels** and signed LB **Robert Thomas**.

April 24 – Signed T **Mike Williams** and released P **Dirk Johnson**.

April 25 – Selected DE **Brian Orakpo** (13th overall).

April 26 – Selected CB **Kevin Barnes** (3rd round, 80th overall), LB **Cody Glenn** (5th round, 158th overall), LB **Robert Henson** (6th round, 186th overall), FB **Eddie Williams** (7th round, 221st overall) and WR **Marko Mitchell** (7th round, 243rd overall).

April 27 – Signed P **Hunter Smith**.

April 28 – Awarded RB **Marcus Mason** off waivers.

April 30 – Signed college free agents TE **Robbie Agnone**, OL **Scott Burley**, QB **Chase Daniel**, DT **Antonio Dixon**, CB **Doug Dutch**, TE **Devin Frischknecht**, DT **Brigham Harwell**, WR **John Halman**, S **Lendy Holmes**, LB **Ronnie Palmer**, DE **Derek Walker**, C **Edwin Williams** and WR **Jaison Williams**.

April 30 – Signed DT **Vaka Manupuna**.

May 4 – Signed WR **Trent Shelton** and WR **Roydell Williams** and waived TE **Devin Frischknecht**, WR **John Halman**, LB **Ronnie Palmer** and OL **Isaiah Ross**.

May 5 – Signed G **Jeremy Bridges**.

May 6 – Signed DL **J.D. Skolnitsky** and LB **Darrel Young**.

May 7 – Signed WR **Keith Eloi** and waived P **Zac Atterberry**.

May 29 – Released T **Jon Jansen**.

June 11 – Signed LB **Cody Glenn** and FB **Eddie Williams**.

June 12 – Signed LB **Robert Henson** and WR **Marko Mitchell**; released LS **Jeremy Cain**, LB **Tyson Smith** and WR **James Thrash**.

July 16 – Selected DE **Jeremy Jarmon** (3rd round) in the supplemental draft.

July 23 – Signed CB **Kevin Barnes**; released DE **Derek Walker** and WR **Jaison Williams**.

July 27 – Waived FB **Jonathan Evans**.

July 28 – Signed DE **Jeremy Jarmon**.

July 29 – Signed LB/DE **Brian Orakpo**.

Aug. 4 – Waived DT **Vaka Manupuna**.

Aug. 5 – Signed WR **D.J. Hackett** and DL **Michael Marquardt**; waived injured WR **Roydell Williams**.

Aug. 30 – Released T **Devin Clark**, LB **Alfred Fincher**, DB **Michael Grant**, WR **Marques Hagans**, and DL **Michael Marquardt**.

Sept. 5 – Placed QB **Colt Brennan** on injured reserve and released TE **Robbie Agnone**, RB **Anthony Alridge**, G/T **Jeremy Bridges**, T **Scott Burley**, DE **Alex Buzbee**, QB **Chase Daniel**, DT **Antonio Dixon**, RB **Dominique Dorsey**, CB **Doug Dutch**, WR **Keith Eloi**, LB **Cody Glenn**, WR **D.J. Hackett**, S **Lendy Holmes**, DE **Rob Jackson**, K **Dave Rayner**, G **Rueben Riley**, WR **Trent Shelton**, DL **J.D. Skolnitsky**, LB **Robert Thomas**, FB **Eddie Williams** and LB **Darrel Young**.

Sept. 6 – Signed S **Lendy Holmes**, DE **Rob Jackson**, WR **Trent Shelton**, DL **J.D. Skolnitsky** and FB **Eddie Williams** to the practice squad.

Sept. 7 – Signed WR **Onrea Jones**, QB **Andre’ Woodson** and LB **Darrel Young** to the practice squad.

Sept. 15 – Released WR **Onrea Jones** from the practice squad; signed T **William Robinson** to the practice squad.

Sept. 22 – Signed RB **Anthony Alridge** to a contract, placed G **Randy Thomas** Injured Reserve.

Sept. 24 – Signed LB **Alvin Bowen** to the practice squad, released LB **Darrel Young** from the practice squad.

Oct. 6 – Signed P **Glenn Pakulak** to the practice squad, released WR **Trent Shelton** from the practice squad.

Oct. 10 - Released DE **Renaldo Wynn**; signed P **Glenn Pakulak** from the practice squad.

Oct. 12 – Released P **Glenn Pakulak**; re-signed DE **Renaldo Wynn**.

Oct. 14 – Re-signed P **Glenn Pakulak** to practice squad.

Oct. 17 – Released DE **Renaldo Wynn**; signed P **Glenn Pakulak** from the practice squad.

Oct. 20 – Released RB **Marcus Mason**, RB **Anthony Alridge**, and P **Glenn Pakulak**; re-signed DE **Renaldo Wynn**, and signed RB **Quinton Ganther** and T **Levi Jones**.

Oct. 21 – Signed WR **Anthony Armstrong** to practice squad.

Oct. 31 – Placed T **Chris Samuels** on Injured Reserve.

Nov. 2 – Signed FB **Eddie Williams** from the practice squad; signed T **Clint Oldenburg** to the practice squad.

Nov. 6 – Released RB **Quinton Ganther**; signed P **Sam Paulescu**

Nov. 11 – Re-signed RB **Quinton Ganther** to active roster; placed S **Chris Horton** on Injured Reserve.

Nov. 14 – Released P **Sam Paulescu**; signed S **Lendy Holmes** to the active roster.

Nov. 16 – Signed CB **Doug Dutch** to the practice squad.

Nov. 23 – Signed G **Paul Fanaika** and RB **Marcus Mason** and placed RB **Ladell Betts**, G **Chad Rinehart** and FB **Eddie Williams** on Injured Reserve.

Nov. 24 – Signed QB **Richard Bartel**

Nov. 30 – Signed LB **Alvin Bowen** and DE **Rob Jackson** and placed TE **Chris Cooley** and DE **Jeremy Jarmon** on Injured Reserve.

Dec. 1 – Signed DL **Antoine Holmes** to the Practice Squad.

Dec. 2 – Signed WR **Keith Eloi** to the Practice Squad.

Dec. 8 – Released K **Shaun Suisham** and signed K **Graham Gano** to the active roster. Placed running back **Clinton Portis** on Injured Reserve. Released WR **Keith Eloi** from Practice Squad; signed WR **James Robinson** to the Practice Squad.

Dec. 9 – Signed OT **William Robinson** to the active roster; signed RB **Anthony Alridge** to the Practice Squad.

Dec. 15 – Signed LB **Curtis Gatewood** to the active roster and released OT **D’Anthony Batiste**.

Dec. 17 – Executive Vice President of Football Operations **Vinny Cerrato** resigned. **Bruce Allen** hired as Executive Vice President/General Manager

Washington Redskins 2009 Personnel Log
(By Player and Coach)

Agnone, Robbie.....TE
 April 30 Signed contract
 September 5 Released

Albright, Ethan.....LS
 February 13 Re-signed

Allen, Bruce.....Executive VP/General Manager
 December 17 Hired

Alridge, Anthony.....RB
 February 13 Awarded off waivers
 September 5 Released
 September 22 Signed contract
 October 20 Waived
 December 9 Signed contract

Armstrong, Anthony.....WR
 October 21 Signed to practice squad

Atterberry, Zac.....P
 January 5 Signed reserve/futures contract
 May 7 Waived

Barnes, Kevin.....CB
 July 23 Signed contract

Betts, Ladell.....RB
 November 23 Placed on Injured Reserve

Bartel, Richard.....QB
 November 24 Signed Contract

Batiste, D'Anthony.....T
 December 10 Signed contract

Bowen, Alvin.....LB
 September 24 Signed to practice squad
 November 30 Signed to active roster

Brennan, Colt.....QB
 September 5 Placed on Injured Reserve

Bridges, Jeremy.....G
 May 5 Signed contract
 September 5 Released

Burley, Scott.....OL
 April 30 Signed contract
 September 5 Released

Buzbee, Alex.....DE
 September 5 Released

Cain, Jeremy.....LS
 January 2 Signed reserve/futures contract
 June 12 Released

Cerrato, Vinny.....Executive VP of Football Ops.
 December 17 Resigned

Clark, Devin.....T
 August 30 Released

Cooley, Chris.....TE
 November 30 Placed on Injured Reserve

Daniel, Chase.....QB
 April 30 Signed contract
 September 5 Released

Daniels, Phillip.....DE
 April 2 Re-signed contract

Dixon, Antonio.....DT
 April 30 Signed contract
 September 5 Released

Dockery, Derrick.....G
 March 2 Signed contract

Dorsey, Dominique.....RB/KR
 February 2 Signed reserve/futures contract
 September 5 Released

Doughty, Reed.....S
 March 11 Re-signed contract

Dutch, Doug.....CB
 April 30 Signed contract
 September 5 Released
 November 16 Signed to practice squad

Eloi, Keith.....WR
 May 7 Signed contract
 September 5 Released
 December 2 Signed to practice squad
 December 8 Release from practice squad

Evans, Jonathan.....FB
 January 5 Signed reserve/futures contract
 July 27 Waived
 November 24 Signed to practice squad

Fanaika, Pual.....G
 November 23 Signed contract

Frischknecht, Devin.....TE
 April 30 Signed contract
 May 4 Waived

Fincher, Alfred.....LB
 March 10 Re-signed contract
 August 30 Released

Gano, Graham.....K
 December 8 Signed contract

Ganther, Quinton.....**RB**
 October 20 Signed contract
 November 6 Release
 November 11 Re-signed to active roster

Garber, Chip.....**Defensive Quality Control**
 February 11 Named defensive quality control coach

Gatewood, Curtis.....**LB**
 December 15 Signed contract

Grant, Michael.....**DB**
 August 30 Released

Glenn, Cody.....**LB**
 June 11 Signed contract
 September 5 Released

Hackett, D.J......**WR**
 August 5 Signed contract
 September 5 Released

Hagens, Marques.....**LS**
 January 2 Signed reserve/futures contract
 August 30 Released

Hall, DeAngelo.....**CB**
 March 3 Re-signed contract

Halman, John.....**WR**
 April 30 Signed contract
 May 4 Waived

Harwell, Brigham.....**DT**
 April 30 Signed contract
 May 4 Waived

Haynesworth, Albert.....**DT**
 February 27 Signed contract

Henson, Robert.....**LB**
 June 12 Signed contract

Holmes, Antoine.....**DL**
 December 1 Signed to practice squad

Holmes, Lendy.....**S**
 April 30 Signed contract
 September 5 Released
 September 6 Signed to practice squad
 November 14 Signed to active roster

Horton, Chris.....**S**
 November 11 Placed on Injured Reserve

Jackson, Rob.....**DE**
 September 5 Released

Jansen, Jon.....**T**
 May 29 Released

Jackson, Rob.....**DE**
 November 30 Signed to active roster

Jarmon, Jeremy.....**DE**
 July 28 Signed contract
 November 30 Placed on Injured Reserve

Johnson, Dirk.....**P**
 March 5 Signed contract
 April 24 Released

Jones, Levi.....**T**
 October 20 Signed contract

Jones, Onrea.....**WR**
 September 7 Signed to practice squad
 September 15 Released from the practice squad

Manupuna, Vaka.....**DT**
 April 30 Signed contract
 August 4 Waived

Marquardt, Michael.....**DL**
 August 5 Signed contract
 August 30 Released

Mason, Marcus.....**RB**
 April 28 Awarded off waivers
 October 20 Waived
 November 23 Signed contract

Mitchell, Marko.....**WR**
 June 12 Signed contract

Oldenburg, Clint.....**T**
 November 2 Signed to practice squad

Orakpo, Brian.....**LB/DE**
 July 31 Signed contract

Palmer, Robbie.....**LB**
 April 30 Signed contract
 May 4 Waived

Plackemeier, Ryan.....**P**
 February 13 Waived

Pakulak, Glenn.....**P**
 October 6 Signed to practice squad
 October 10 Signed contract
 October 12 Waived
 October 14 Re-signed to practice squad
 October 17 Signed contract
 October 20 Waived

Paulescu, Sam.....**P**
 November 6 Signed Contract
 November 14 Waived

Portis, Clinton.....**RB**
 December 8 Place on Injured Reserve

Rayner, Dave.....**K**
 February 2 Signed reserve/futures contract
 September 5 Released

Riley, Rueben.....OL
 January 2 Signed reserve/futures contract
 September 5 Released

Rinehart, Chad.....G
 November 23 Placed on Injured Reserve

Robinson, James.....WR
 December 8 Signed to practice squad

Robinson, William.....T
 September 15 Signed to practice squad
 December 9 Signed to the 53-man roster

Ross, Isaiah.....G
 January 2 Signed reserve/futures contract
 May 4 Waived

Samuels, Chris.....T
 October 31 Placed on Injured Reserve

Sinclair, Matt.....LB
 March 17 Released

Shelton, Trent.....WR
 May 4 Signed contract
 September 5 Released
 September 6 Signed to practice squad
 October 6 Release from practice squad

Smith, Tyson.....LB
 June 12 Released

Suisham, Shaun.....K
 March 16 Re-signed contract
 December 8 Released

Taylor, Jason.....LB/DE
 March 2 Released

Thomas, Randy.....G
 September 22 Placed on Injured Reserve

Thomas, Robert.....LB
 April 2 Signed contract
 September 5 Released

Thrash, James.....WR
 June 12 Released

Simmons, Rennie.....Tights Ends Coach
 January 7 Retired

Skolnitsky, J.D......DL
 May 6 Signed contract
 September 5 Released
 September 6 Signed to practice squad

Smith, Arthur.....Defensive Quality Control
 January 7 Left team to join military

Smith, Hunter.....P
 April 27 Signed contract

Smith, Tyson.....LB
 January 2 Signed reserve/futures contract
 June 12 Released

Springs, Shawn.....CB
 February 27 Released

Wachenheim, Scott.....Tight Ends Coach
 February 5 Named tight ends coach

Walker, Derek.....DE
 April 30 Signed contract
 July 23 Released

Washington, Marcus.....LB
 February 20 Released

Westbrook, Byron.....CB
 February 11 Signed contract

Williams, Eddie.....FB
 June 11 Signed contract
 September 5 Released
 September 6 Signed to practice squad
 November 2 Signed to active roster
 November 23 Place on Injured Reserve

Williams, Edwin.....C
 April 30 Signed contract

Williams, Jaison.....WR
 April 30 Signed contract
 July 23 Released

Williams, Mike.....T
 April 24 Signed contract

Williams, Roydell.....WR
 May 4 Signed contract
 August 5 Waived/Injury

Woodson, Andre'.....QB
 September 7 Signed to practice squad
 November 24 Released

Wynn, Renaldo.....DE
 March 24 Signed contract
 October 10 Released
 October 12 Re-signed
 October 17 Released
 October 20 Re-signed

Young, Darrel.....DL
 May 6 Signed contract
 September 5 Released
 September 7 Signed to practice squad
 September 24 Released from the practice squad

HOW THE REDSKINS WERE BUILT

YEAR	COLLEGE DRAFT	COLLEGE FREE AGENTS	UNRESTRICTED FREE AGENTS	FREE AGENT	TRADE	WAIVERS
	(19)	(4)	(11)	(18)	(1)	(0)
2001			Ethan Albright			
2002	Rock Cartwright (7)					
2004			Phillip Daniels Cornelius Griffin	Mike Sellers		
2005	Carlos Rogers (1) Jason Campbell (1)		Casey Rabach		Santana Moss	
2006	Rocky McIntosh (2) Anthony Montgomery (5) Reed Doughty (6) Kedric Golston (6)		Andre Carter Todd Collins Antwaan Randle El	Todd Yoder		
2007	LaRon Landry (1) H.B. Blades (6)	Stephon Heyer Byron Westbrook	London Fletcher	Lorenzo Alexander Fred Smoot Chris Wilson		
2008	Devin Thomas (2) Fred Davis (2) Malcolm Kelly (2) Justin Tryon (4) Kareem Moore (6) Rob Jackson (7)			D'Anthony Batiste DeAngelo Hall Will Montgomery		
2009	Brian Orakpo (1) Kevin Barnes (3) Robert Henson (6) Marko Mitchell (7)	Lendy Holmes Edwin Williams	Albert Haynesworth Hunter Smith Renaldo Wynn	Richard Bartel Alvin Bowen Derrick Dockery Paul Fanaika Graham Gano Quinton Ganther Levi Jones Marcus Mason William Robinson Mike Williams		

WASHINGTON REDSKINS ALPHABETICAL ROSTER

No	Last Name	First Name	Pos	Ht	Wt	Birth Date	Exp	College	How Acq'd	Hometown	
67	Albright	Ethan	LS	6-5	260	5/1/71	15	North Carolina	UFA-01 (Buff)	Greensboro, NC	
79	Alexander	Lorenzo	DL	6-1	297	5/31/83	3	California	FA-07	Berkeley, CA	
25	Barnes	Kevin	CB	6-1	188	9/15/86	R	Maryland	D3-09	Glen Burnie, MD	
10	Bartel	Richard	QB	6-3	230	2/3/83	1	Tarleton State	FA-09	Grapevine, TX	
54	Blades	H.B.	LB	5-10	242	9/30/84	3	Pittsburgh	D6-07	Plantation, FL	
55	Bowen	Alvin	LB	6-1	222	12/24/83	2	Iowa State	FA-09	East Orange, NJ	
17	Campbell	Jason	QB	6-5	230	12/31/81	5	Auburn	D1-05	Taylorville, MS	
99	Carter	Andre	DE	6-4	253	5/12/79	9	California	UFA-06 (SF)	San Jose, CA	
31	Cartwright	Rock	RB	5-8	213	12/3/79	8	Kansas State	D7-02	Conroe, TX	
15	Collins	Todd	QB	6-4	223	11/5/71	15	Michigan	UFA-06 (KC)	Walpole, MA	
93	Daniels	Phillip	DE	6-6	305	3/4/73	14	Georgia	UFA-04 (Chi)	Donalson, GA	
86	Davis	Fred	TE	6-4	257	1/15/86	2	Southern California	D2-08	Toledo, OH	
66	Dockery	Derrick	G	6-6	326	9/7/80	7	Texas	FA-09	Lakeview, TX	
37	Doughty	Reed	S	6-1	205	11/4/82	4	Northern Colorado	D6-06	Johnstown, CO	
69	Fanaika	Paul	G	6-5	327	4/9/86	R	Arizona State	FA-09	Milbrae, CA	
59	Fletcher	London	LB	5-10	245	5/19/75	12	John Carroll	UFA-07 (Buff)	Cleveland, OH	
4	Gano	Graham	K	6-2	200	4/9/87	R	Florida State	FA-09	Pensacola, FL	
35	Ganther	Quinton	RB	5-9	214	7/15/84	2	Utah	FA-09	Richmond, CA	
56	Gatewood	Curtis	LB	6-3	240	5/18/85	2	Vanderbilt	FA-09	Memphis, TN	
64	Golston	Kedric	DT	6-4	300	5/30/83	4	Georgia	D6-06	Tyrone, GA	
96	Griffin	Cornelius	DT	6-4	303	12/3/76	10	Alabama	UFA-04 (NYG)	Brundidge, AL	
23	Hall	DeAngelo	CB	5-10	195	11/19/83	6	Virginia Tech	FA-08	Chesapeake, VA	
92	Haynesworth	Albert	DT	6-6	350	6/17/81	8	Tennessee	UFA-09 (Ten)	Hartsville, SC	
51	Henson	Robert	LB	6-0	242	1/27/86	R	TCU	D6-09	Longview, TX	
74	Heyer	Stephon	T	6-6	330	1/16/84	3	Maryland	CFA-07	Lawrenceville, GA	
29	Holmes	Lendy	S	6-1	201	10/26/85	R	Oklahoma	CFA-09	Dallas, TX	
91	Jackson	Rob	DE	6-4	269	11/3/85	2	Kansas State	D7-08	West Haven, CT	
76	Jones	Levi	T	6-5	307	8/24/79	7	Arizona State	FA-09	Eloy, AZ	
12	Kelly	Malcolm	WR	6-4	227	12/30/86	2	Oklahoma	D2-08	Longview, TX	
30	Landry	LaRon	S	6-0	210	10/14/84	3	Louisiana State	D1-07	Ama, LA	
32	Mason	Marcus	RB	5-9	215	6/23/84	2	Youngstown State	FA-09	Potomac, MD	
52	McIntosh	Rocky	LB	6-2	238	11/15/82	4	Miami (Fla.)	D2-06	Gaffney, SC	
84	Mitchell	Marko	WR	6-4	218	3/11/85	R	Nevada	D7-09	York, AL	
94	Montgomery	Anthony	DT	6-6	330	3/8/84	4	Minnesota	D5-06	Cleveland, OH	
63	Montgomery	Will	C/G	6-3	305	2/13/83	3	Virginia Tech	FA-08	Clifton, VA	
41	Moore	Kareem	S	5-11	218	8/13/84	2	Nicholls State	D6-08	Okolona, MS	
89	Moss	Santana	WR	5-10	200	6/1/79	9	Miami (Fla.)	T-05 (NYJ)	Miami, FL	
98	Orakpo	Brian	LB/DE	6-4	260	7/31/86	R	Texas	D1-09	Houston, TX	
61	Rabach	Casey	C	6-4	295	9/24/77	9	Wisconsin	UFA-05 (Balt)	Sturgeon Bay, WI	
82	Randle El	Antwaan	WR	5-10	185	8/17/79	8	Indiana	UFA-06 (Pitt)	Riverdale, IL	
73	Robinson	William	T	6-5	297	12/20/84	1	San Diego State	FA-09	Pomona, CA	
22	Rogers	Carlos	CB	6-0	190	7/2/81	5	Auburn	D1-05	Augusta, GA	
45	Sellers	Mike	FB	6-3	273	7/21/75	10	Walla Walla CC	FA-04	North Thurston, WA	
3	Smith	Hunter	P	6-2	209	8/9/77	11	Notre Dame	UFA-09 (Ind)	Sherman, TX	
27	Smoot	Fred	CB	5-11	185	4/17/79	9	Mississippi State	FA-07	Jackson, MS	
11	Thomas	Devin	WR	6-2	215	11/15/86	2	Michigan State	D2-08	Ann Arbor, MI	
20	Tryon	Justin	CB	5-9	183	5/29/84	2	Arizona State	D4-08	Palmdale, CA	
34	Westbrook	Byron	CB	5-10	198	12/26/84	1	Salisbury	CFA-07	Washington, D.C.	
50	Williams	Edwin	C/G	6-3	315	12/10/86	R	Maryland	CFA-09	Washington, D.C.	
71	Williams	Mike	G/T	6-7	337	1/11/80	6	Texas	FA-09	Dallas, TX	
95	Wilson	Chris	LB/DE	6-4	247	7/10/82	3	Northwood	FA-07	Flint, MI	
97	Wynn	Renaldo	DE	6-3	280	9/3/74	13	Notre Dame	FA-09	Chicago, IL	
87	Yoder	Todd	TE	6-4	251	3/18/78	10	Vanderbilt	FA-06	New Palestine, IN	
Practice Squad											
39	Aldridge	Anthony	RB	5-9	175	11/24/83	2	Houston	FA-09	Denton, TX	
13	Armstrong	Anthony	WR	5-11	183	3/29/83	1	West Texas A&M	FA-09	Indianapolis, IN	
24	Dutch	Doug	CB	5-11	199	2/15/86	R	Michigan	UDFA-09	Washington, D.C.	
38	Evans	Jonathan	FB	6-1	245	10/10/81	1	Baylor	FA-09	Duncanville, TX	
62	Holmes	Antoine	DL	6-2	289	3/25/86	R	North Carolina State	FA-09	Williamsburg, VA	
68	Oldenburg	Clint	T	6-5	302	9/9/83	2	Colorado State	FA-09	Campbell County, WY	
14	Robinson	James	WR	6-3	200	12/6/82	R	Butler CC	FA-09	Fort Lauderdale, FL	
72	Skolnitsky	J.D.	DL	6-5	255	11/6/86	R	James Madison	UDFA-09	Fairfax, VA	
Injured Reserve											
										Date Placed	
46	Betts	Ladell	RB	5-11	224	8/27/79	8	Iowa	D2-02	Blue Springs, MO	11/23/2009
5	Brennan	Colt	QB	6-3	212	8/16/83	2	Hawaii	D6-08	Irvine, CA	9/5/2009
47	Cooley	Chris	TE	6-3	250	7/11/82	6	Utah State	D3-04	Logan, UT	11/30/2009
48	Horton	Chris	S	6-1	211	12/29/84	2	UCLA	D7-08	New Orleans, LA	11/11/2009
90	Jarmon	Jeremy	DE	6-3	277	11/20/87	R	Kentucky	SD3-09	Collierville, TN	11/30/2009
26	Portis	Clinton	RB	5-11	221	9/1/81	8	Miami (Fla.)	T-04 (Den)	Gainesville, FL	12/8/2009
75	Rinehart	Chad	G	6-5	310	5/4/85	2	Northern Iowa	D3-08	Boone, IA	11/23/2009
60	Samuels	Chris	T	6-5	314	7/28/77	10	Alabama	D1-00	Mobile, AL	10/31/2009
77	Thomas	Randy	G	6-5	308	1/19/76	11	Mississippi State	UFA-03 (NYJ)	East Point, GA	9/22/2009
36	Williams	Eddie	FB	6-1	249	8/22/87	R	Idaho	D7-09	San Mateo, CA	11/23/2009

WASHINGTON REDSKINS NUMERICAL ROSTER

No	First Name	Last Name	Pos	Ht	Wt	Age	Exp	College	How Acq'd	Hometown
3	Hunter	Smith	P	6-2	209	32	11	Notre Dame	UFA-09 (Ind)	Sherman, TX
4	Graham	Gano	K	6-2	200	22	R	Florida State	FA-09	Pensacola, FL
10	Richard	Bartel	QB	6-3	230	26	1	Tarleton State	FA-09	Grapevine, TX
11	Devin	Thomas	WR	6-2	215	23	2	Michigan State	D2-08	Ann Arbor, MI
12	Malcolm	Kelly	WR	6-4	227	22	2	Oklahoma	D2-08	Longview, TX
15	Todd	Collins	QB	6-4	223	38	15	Michigan	UFA-06 (KC)	Walpole, MA
17	Jason	Campbell	QB	6-5	230	27	5	Auburn	D1-05	Taylorville, MS
20	Justin	Tryon	CB	5-9	183	25	2	Arizona State	D4-08	Palmdale, CA
22	Carlos	Rogers	CB	6-0	190	28	5	Auburn	D1-05	Augusta, GA
23	DeAngelo	Hall	CB	5-10	195	26	6	Virginia Tech	FA-08	Chesapeake, VA
25	Kevin	Barnes	CB	6-1	188	23	R	Maryland	D3-09	Glen Burnie, MD
27	Fred	Smoot	CB	5-11	185	30	9	Mississippi State	FA-07	Jackson, MS
29	Lendy	Holmes	S	6-1	201	24	R	Oklahoma	UDFA-09	Dallas, TX
30	LaRon	Landry	S	6-0	210	25	3	Louisiana State	D1-07	Ama, LA
31	Rock	Cartwright	RB	5-8	213	30	8	Kansas State	D7-02	Conroe, TX
32	Marcus	Mason	RB	5-9	215	25	1	Youngstown State	FA-09	Potomac, MD
34	Byron	Westbrook	CB	5-10	198	24	1	Salisbury	CFA-07	Washington, D.C.
35	Quinton	Ganther	RB	5-9	214	25	2	Utah	FA-09	Richmond, CA
37	Reed	Doughty	S	6-1	205	27	4	Northern Colorado	D6-06	Johnstown, CO
41	Kareem	Moore	S	5-11	218	25	2	Nicholls State	D6-08	Okolona, MS
45	Mike	Sellers	FB	6-3	273	34	10	Walla Walla CC	FA-04	North Thurston, WA
50	Edwin	Williams	C/G	6-3	315	23	R	Maryland	CFA-09	Washington, D.C.
51	Robert	Henson	LB	6-0	242	23	R	TCU	D6-09	Longview, TX
52	Rocky	McIntosh	LB	6-2	238	27	4	Miami (Fla.)	D2-06	Gaffney, SC
54	H.B.	Blades	LB	5-10	242	25	3	Pittsburgh	D6-07	Plantation, FL
55	Alvin	Bowen	LB	6-1	222	25	2	Iowa State	FA-09	East Orange, NJ
56	Curtis	Gatewood	LB	6-3	240	24	2	Vanderbilt	FA-09	Memphis, TN
59	London	Fletcher	LB	5-10	245	34	12	John Carroll	UFA-07 (Buff)	Cleveland, OH
61	Casey	Rabach	C	6-4	295	32	9	Wisconsin	UFA-05 (Balt)	Sturgeon Bay, WI
63	Will	Montgomery	C/G	6-3	305	26	3	Virginia Tech	FA-08	Clifton, VA
64	Kedric	Golston	DT	6-4	300	26	4	Georgia	D6-06	Tyrone, GA
66	Derrick	Dockery	G	6-6	326	29	7	Texas	FA-09	Lakeview, TX
67	Ethan	Albright	LS	6-5	260	38	15	North Carolina	UFA-01 (Buff)	Greensboro, NC
69	Paul	Fanaika	G	6-5	327	23	R	Arizona State	FA-09	Milbrae, CA
71	Mike	Williams	G/T	6-7	337	29	6	Texas	FA-09	Dallas, TX
73	William	Robinson	T	6-5	297	25	1	San Diego State	FA-09	Pomona, CA
74	Stephon	Heyer	T	6-6	330	25	3	Maryland	CFA-07	Lawrenceville, GA
76	Levi	Jones	T	6-5	307	30	7	Arizona State	FA-09	Eloy, AZ
79	Lorenzo	Alexander	DL	6-1	297	26	3	California	FA-07	Berkeley, CA
82	Antwaan	Randle El	WR	5-10	185	30	8	Indiana	UFA-06 (Pitt)	Riverdale, IL
84	Marko	Mitchell	WR	6-4	218	24	R	Nevada	D7-09	York, AL
86	Fred	Davis	TE	6-4	257	23	2	Southern California	D2-08	Toledo, OH
87	Todd	Yoder	TE	6-4	251	31	10	Vanderbilt	FA-06	New Palestine, IN
89	Santana	Moss	WR	5-10	200	30	9	Miami (Fla.)	T-05 (NYJ)	Miami, FL
91	Rob	Jackson	DE	6-4	269	24	2	Kansas State	D7-08	West Haven, CT
92	Albert	Haynesworth	DT	6-6	350	28	8	Tennessee	UFA-09 (Ten)	Hartsville, SC
93	Phillip	Daniels	DE	6-6	305	36	14	Georgia	UFA-04 (Chi)	Donalson, GA
94	Anthony	Montgomery	DT	6-6	330	25	4	Minnesota	D5-06	Cleveland, OH
95	Chris	Wilson	LB/DE	6-4	247	27	3	Northwood	FA-07	Flint, MI
96	Cornelius	Griffin	DT	6-4	303	33	10	Alabama	UFA-04 (NYG)	Brundidge, AL
97	Renaldo	Wynn	DE	6-3	280	35	13	Notre Dame	FA-09	Chicago, IL
98	Brian	Orakpo	LB/DE	6-4	260	23	R	Texas	D1-09	Houston, TX
99	Andre	Carter	DE	6-4	253	30	9	California	UFA-06 (SF)	San Jose, CA

Practice Squad

13	Anthony	Armstrong	WR	5-11	183	26	1	West Texas A&M	FA-09	Indianapolis, IN
14	James	Robinson	WR	6-3	200	27	R	Butler CC	FA-09	Fort Lauderdale, FL
24	Doug	Dutch	CB	5-11	199	23	R	Michigan	UDFA-09	Washington, D.C.
38	Jonathan	Evans	FB	6-1	245	28	1	Baylor	FA-09	Duncanville, TX
39	Anthony	Alridge	RB	5-9	175	26	2	Houston	FA-09	Denton, TX
62	Antoine	Holmes	DL	6-2	289	23	R	North Carolina State	FA-09	Williamsburg, VA
68	Clint	Oldenburg	T	6-5	302	26	2	Colorado State	FA-09	Campbell County, WY
72	J.D	Skolnitsky	DL	6-5	255	23	R	James Madison	UDFA-09	Fairfax, VA

Injured Reserve

											Date Placed
5	Colt	Brennan	QB	6-3	212	26	2	Hawaii	D6-08	Irvine, CA	9/5/2009
26	Clinton	Portis	RB	5-11	221	28	8	Miami (Fla.)	T-04 (Den)	Gainesville, FL	12/8/2009
36	Eddie	Williams	FB	6-1	249	22	R	Idaho	D7-09	San Mateo, CA	11/23/2009
46	Ladell	Betts	RB	5-11	224	30	8	Iowa	D2-02	Blue Springs, MO	11/23/2009
47	Chris	Cooley	TE	6-3	250	27	6	Utah State	D3-04	Logan, UT	11/30/2009
48	Chris	Horton	S	6-1	211	24	2	UCLA	D7-08	New Orleans, LA	11/11/2009
60	Chris	Samuels	T	6-5	314	32	10	Alabama	D1-00	Mobile, AL	10/31/2009
75	Chad	Rinehart	G	6-5	310	24	2	Northern Iowa	D3-08	Boone, IA	11/23/2009
77	Randy	Thomas	G	6-5	308	33	11	Mississippi State	UFA-03 (NYJ)	East Point, GA	9/22/2009
90	Jeremy	Jarmon	DE	6-3	277	22	R	Kentucky	SD3-09	Collierville, TN	11/30/2009